

Non-Admin Tools

Tools Menu

- **List Hosts**
 - Displays all managed hosts with their connection information. To make changes, click the host name of interest.
- **Edit User**
 - Modifies the current user authentication and other information.
- **Validate Software**
 - Validates the provided software packages by determining if there is any missing pre-requisites.
- **User Preferences**
 - Excludes certain platforms from displaying on the CCO menu.
 - Defines Cisco authentication. The authentication is needed for software download.

List Hosts

List Hosts

- Displays all managed hosts and their connection information.
- To delete a host, click the Delete link. This is the only place a host can be deleted.

Managed Hosts

Region: ALL

Filter Hosts by Region ▼

10 records per page


Search:


Hostname	Hardware	Platform Software	Connection	TS or IP	Port	Jump Server	Username	Action
9904_EXR	ASR-9904	ASR9K-64 (6.1.1.18I)	telnet	5.34.16.100	Default	gsr-india03-lnx	root	Delete
ASR9K-WAN	ASR-9001	ASR9K (4.3.1)	telnet	10.51.89.30	Default		root	Delete
corfu	ASR-9904	ASR9K (5.3.3)	telnet	10.48.32.235	Default		iox	Delete
CRS	CRS-16/S-B	CRS (5.3.2)	telnet	172.19.68.97	Default		lab	Delete
freta1	NCS-5508	NCS5500 (6.0.1)	telnet	10.48.42.6	Default		iox	Delete
freta2	NCS-5508	NCS5500 (6.1.1)	telnet	10.48.42.8	Default		iox	Delete
NCS1K	NCS1002	NCS1K (6.1.1.18I)	telnet	10.77.132.127	Default		root	Delete

Edit User

Edit User

Edit User

Username 

Password 

Information

Full Name

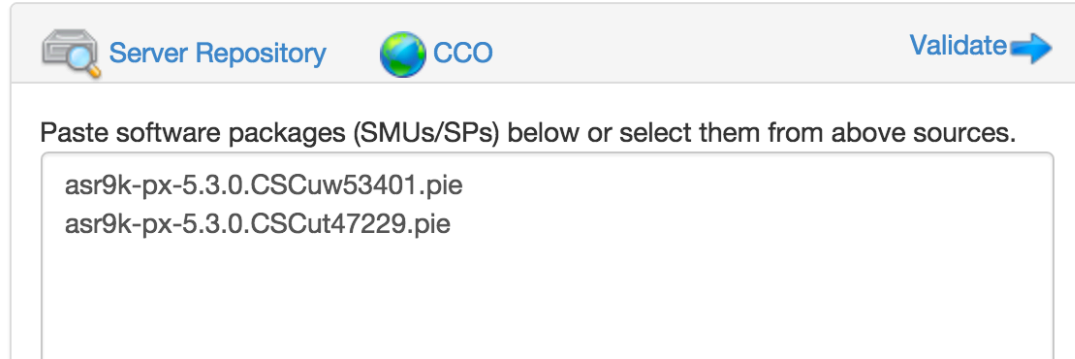
Email Address

- It can be used to modify current user settings.
- To modify the password, click the Lock icon to reveal the password field. Then, make the necessary change.
- The email address specified will be used for email notification if it is enabled by the administrator during install operations.

Validate Software

Validate Software

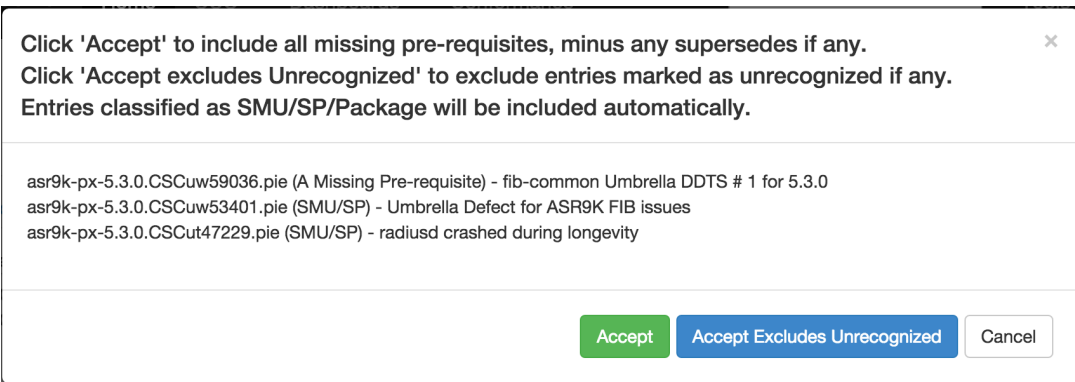
⚙️ Validate Software



Server Repository CCO Validate →

Paste software packages (SMUs/SPs) below or select them from above sources.

```
asr9k-px-5.3.0.CSCuw53401.pie
asr9k-px-5.3.0.CSCut47229.pie
```



Click 'Accept' to include all missing pre-requisites, minus any supersedes if any.
Click 'Accept excludes Unrecognized' to exclude entries marked as unrecognized if any.
Entries classified as SMU/SP/Package will be included automatically.

```
asr9k-px-5.3.0.CSCuw59036.pie (A Missing Pre-requisite) - fib-common Umbrella DDTS # 1 for 5.3.0
asr9k-px-5.3.0.CSCuw53401.pie (SMU/SP) - Umbrella Defect for ASR9K FIB issues
asr9k-px-5.3.0.CSCut47229.pie (SMU/SP) - radiusd crashed during longevity
```

Accept Accept Excludes Unrecognized Cancel

- Provide a software package list (SMUs or SPs) using the following methods
 - Entering them manually
 - Selecting from a server repository
 - Selecting from CCO
- The SMU or SP names provided can be in different formats so long as the platform and release are identifiable.
- Click the validate icon to validate the list.
- If there is any missing pre-requisites or superseded packages, a information dialog will be displayed.
- To save the validated list and used it for the Conformance report, click the Save as Software Profile button.

User Preferences

User Preferences

- Excludes certain platforms and releases from displaying on the CCO menu.
- Defines the CCO authentication information.

⚙ User Preferences

Filter Platforms

To exclude certain platforms from displaying on the CCO menu, check the checkbox next to the platform and release.

Search:

<input checked="" type="checkbox"/>	ASR9K-PX	6.0.2
<input checked="" type="checkbox"/>	ASR9K-PX	6.0.1
<input type="checkbox"/>	ASR9K-PX	5.3.31
<input type="checkbox"/>	ASR9K-PX	5.3.4
<input type="checkbox"/>	ASR9K-PX	5.3.3
<input type="checkbox"/>	ASR9K-PX	5.3.2
<input type="checkbox"/>	ASR9K-PX	5.3.1

CCO Authentication

Authentication information is used when downloading files from CCO.

Username

Password