

Additional Topics

Password Encryption
Software Inventory
Dynamic Views
About CSM Server


Password Encryption

- **User Password**

- All user passwords are encrypted with a one-way hash algorithm. It is impossible to decrypt the password. If a user forgets the password, the administrator will have to reset it.

- **Other Passwords**

- Passwords for hosts, jump servers, server repositories, and SMTP mail server are encrypted as well.
- When a password is first defined, it will be masked by dots. To see the password unencrypted, click the eye icon.

Password 

Click to view password



- **Saved Passwords**

- Once the password is saved, it will no longer be viewable. Instead, the password field shows 'Use Password on File'. To modify the password, click the lock icon next to the Username field. Then, enter the new password.

Username 

Click the Lock icon to display the password for editing

- To remove the password (i.e. no password), click the red cross icon.


Password  

Software Inventory

- Through the Admin Console, the administrator can enable software inventory and specify the hour of the day to perform this operation.
- When the hour is reached, CSM Dispatcher will connect to the managed hosts and collect software inventory information.
- Hosts that fail the software inventory retrieval will have a red highlight on the Last Successful Retrieval field on the Home page.
- Software Inventory history can be viewed on the Host Dashboard. The Last Successful Retrieval label provides information on the last successful software inventory time.
- To retrieve the latest software, click Action – Retrieve Latest Software from the Host Dashboard.

Dynamic Views

- The Host, Install, and SMU Download Dashboards are dynamic views. They are updated in every 10 seconds.
- When a scheduled install is running, a spinner icon will appear next to the scheduled install on the Host Dashboard.
- The running scheduled install will also appear under the In Progress tab on the Install Dashboard.
- In order to reduce the number of records sent between client and CSM Server, the default number of records to return is 25.

Scheduled/Failed Installations		
Install Action	Scheduled Time	Action
Pre-Upgrade 	10/08/2015 04:11 PM	Delete

Scheduled 0 In Progress 1 Failed 0 Completed (showing 25 of 1277)

10 records per page

Hostname	Install Action	Packages	Start Time	Status
ASR9K-PE1-R0	Pre-Upgrade		10/08/2015 04:14 PM	Executing: Device Connection Check

Status will be updated

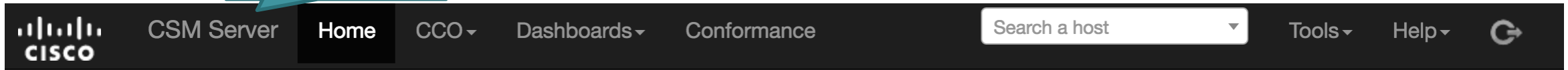
Scheduled 0 In Progress 0 Failed 0 Completed (showing 25 of 1277)

Retrieve By default, only 25 records are returned

25

About CSM Server

Click to Display



Cisco Software Manager Server

Time saved. No more searching and querying cisco.com for software

Cost savings in avoiding incorrect and missing SMUs

Automation and Orchestration Framework

Simultaneously deploy IOS XR SMUs & software upgrades

