

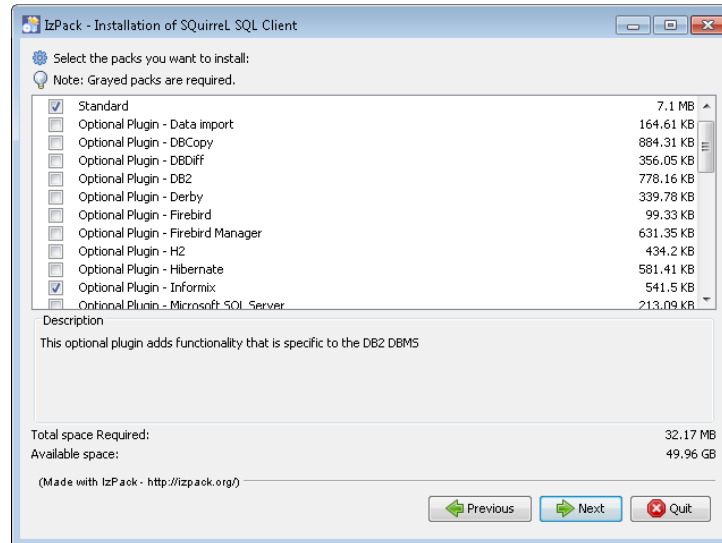
Setting up SQuirreL SQL Client (3.2.1)

Tested for UCCX 8.0(2)

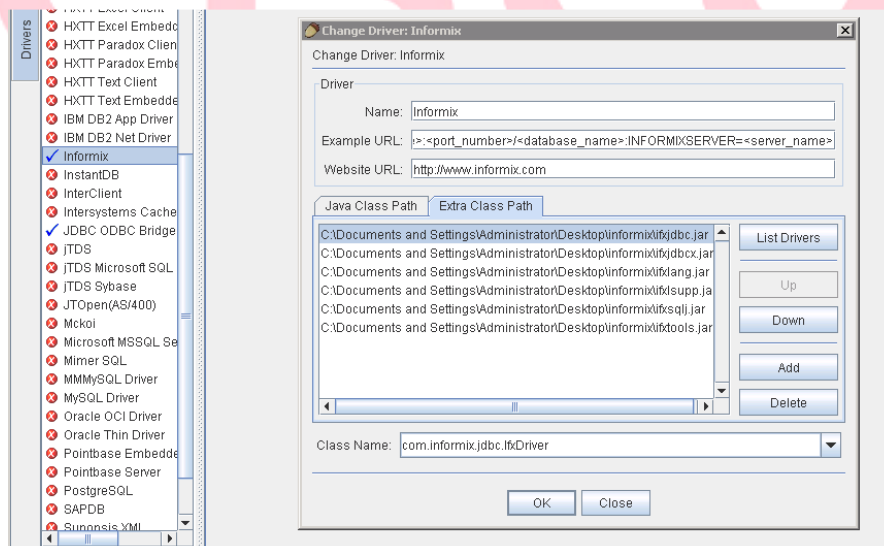
This document outlines how to setup SQuirrel SQL client on an XP machine. The steps given may not be complete. This document is only to help ease the process and does not guarantee SQuirrel to work.

Configure Squirrel Client

1. Install [Squirrel](http://www.squirrelsql.org/) (<http://www.squirrelsql.org/>)
 - a. Select Informix package

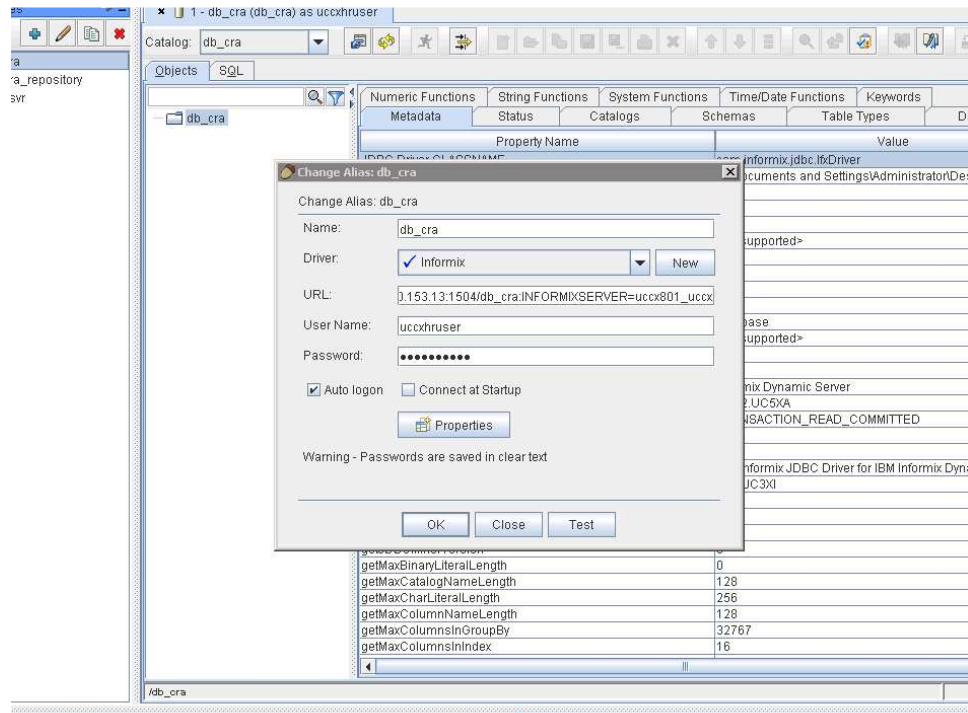


2. Download the JDBC Informix drivers ([ifxjdbc.jar](#), [ifxjdbcx.jar](#), [ifxlang.jar](#), [ifxlsupp.jar](#), [ifxsqlj.jar](#) & [ifxtools.jar](#)), provided by Cisco or IBM website.
3. Under Drivers > click on 'Informix' driver.
4. Under Extra Class Path upload the Informix drivers
5. Class name is "[com.informix.jdbc.ifxDriver](#)"



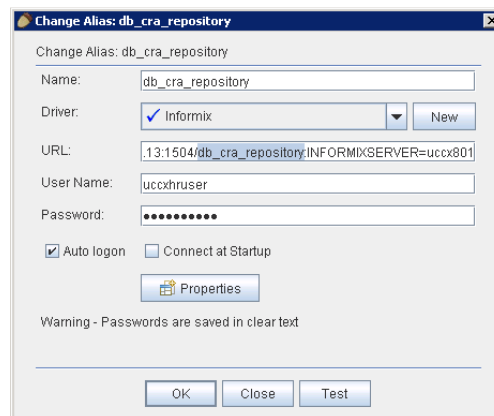
Could not find class com.informix.jdbc.ifxDriver in neither the Java class path nor the Extra class path of the Informix driver definition:
java.lang.ClassNotFoundException: com.informix.jdbc.ifxDriver
Could not find class com.informix.jdbc.ifxDriver in neither the Java class path nor the Extra class path of the Informix-Lab driver definition:
java.lang.ClassNotFoundException: com.informix.jdbc.ifxDriver
Driver class com.informix.jdbc.ifxDriver successfully registered for driver definition: Informix

6. Create an alias for the Informix driver
 - a. URL is:
`jdbc:informix-sqli://<ip-address>:1504/db_cra:INFORMIXSERVER=<hostname>_uccx`
 - b. For example if the hostname is 'uccx801' & ip-address is '14.10.153.13', then the JDBC URL would be:
`jdbc:informix-sqli://14.10.153.13:1504/db_cra:INFORMIXSERVER=uccx801_uccx`
7. Use uccxhruser as the user
 - a. Password can be set in AppAdmin >CCX Administration > Tools > Password Management



But the Tools popup by hitting ctrl+F in the SQL Editor. Do it three times to stop this message.

- b. In order to add db_cra_repository copy the last alias but change db_cra to db_cra_repository as shown below.



😊 !!!ENJOY!!! 😊

NOTE: If you get "Database not selected yet" when trying to access the database. Then update your JAVA.