



Article ID: 4980

How to Install and Setup FindIT

Objective

The Cisco FindIT Network Discovery Utility allows you to discover select Cisco products and display information on status, serial number, IP address, and version.

Note: FindIT does not discover devices from different networks, more specifically, from different L2 broadcast domains.

The objective of this document is to show you how to install and configure the Cisco Network Discover Utility, FindIT.

System Requirements:

- Microsoft Windows XP SP3, 7 or 8
- Apple OS X 10.6, 10.8 or 10.9

Software Requirement

- Microsoft Internet Explorer 8, 9, or 10
- Mozilla Firefox 24 or 25

Download and Install FindIT

Step 1. Type www.cisco.com into your web browser and click **Support**, located on the banner at the top of the page.



Step 2. On the *Support & Downloads* page, select the *Downloads* tab. Then type **FindIT** into the search bar and click **Find** to initiate the search.

Support & Downloads

Product Support
Downloads
Contacts / Support Cases
Services / SMARTnet

My Download History 🔒

Find

VPN Client drivers, firmware, NOS, and application software

| | | |
|--|---|--|
| <ul style="list-style-type: none"> Cisco FindIT 1.x Cisco Small Business FindIT Network Discovery Utility Cooperation Endpoints (Phones) Routers Security Switches Unified Communications (CallManager, Jabber) Wireless | <ul style="list-style-type: none"> Cisco Embedded MeetingSpace Web Conferencing Cisco UCS C240 M3 Rack Server Software Cisco Configuration Professional Cisco AnyConnect Secure Mobility Client Cisco VPN Client v5.x Cisco Network Assistant Version 5.0 | <ul style="list-style-type: none"> Cisco Jabber for Windows Cisco Small Business Wireless Access Points Cisco Small Business RV Series Routers Cisco IP Communicator Cisco FindIT 1.x Cisco 5508 Wireless Controller |
|--|---|--|

[Browse All Download Categories](#)

Step 3. Choose the latest version of the FindIT software in the *Download Software* section.

Download Software

Select a Product:

Find:

Search results for 'FindIT'

Network Management

Cisco FindIT 1.x

[Cisco Small Business FindIT Network Discovery Utility](#)

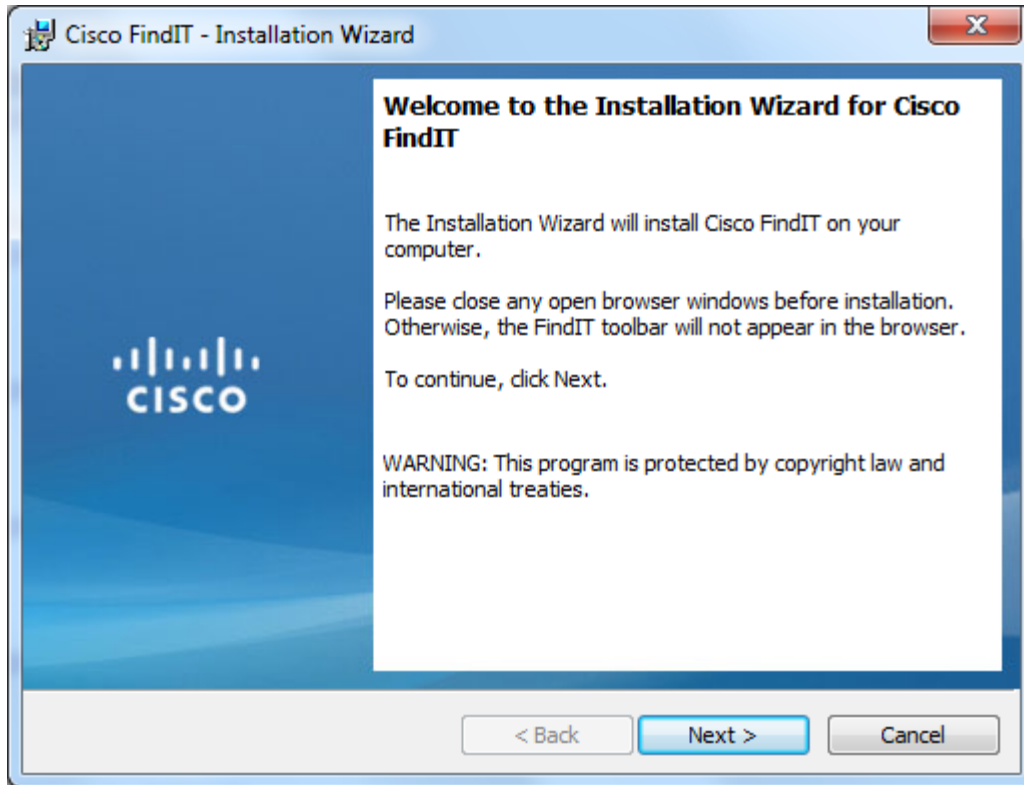
Step 4. Download the appropriate release version from the provided list. Check your system specifications to determine which version is best for your system.

Note: Make sure to download the latest version of FindIT to take advantage of the most up-to-date resources.

| File Information | Release Date | Size | |
|--|--------------|----------|--------------------------|
| Cisco FindIT 1.1.0 All Languages Installer for Apple Macintosh OS X Platform Cisco_FindIT_mac_1.1.0.xpi | 04-FEB-2014 | 4.49 MB | Download |
| Cisco FindIT 1.1.0 All Languages Installer for 64 bit Microsoft Windows Platforms Cisco_FindIT_x64_1.1.0.exe | 04-FEB-2014 | 18.27 MB | Download |
| Cisco FindIT 1.1.0 All Languages Installer for 32 bit Microsoft Windows Platforms Cisco_FindIT_x86_1.1.0.exe | 04-FEB-2014 | 17.99 MB | Download |

[Add Devices](#)
[Add Notification](#)


Step 5. Save and run the FindIT installation file. The *Cisco FindIT – Installation Wizard* will appear.



Step 6. Follow the Installation Wizard steps to successfully install the software.


Basic Introduction to FindIT

Step 1. Enable the FindIT toolbar in your web browser.

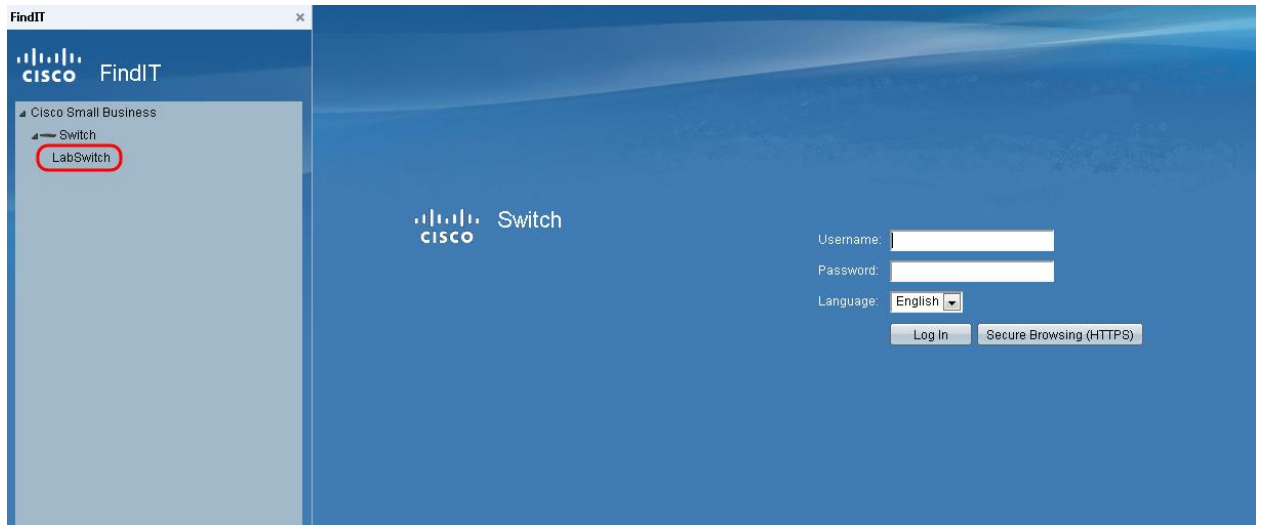


Find IT

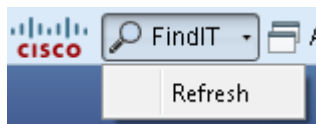
Step 2. Click **FindIT** to enable the FindIT sidebar, which displays a hierarchical list of currently connected devices.



Step 3. On the FindIT sidebar, click a device to connect to the web configuration utility of that device.

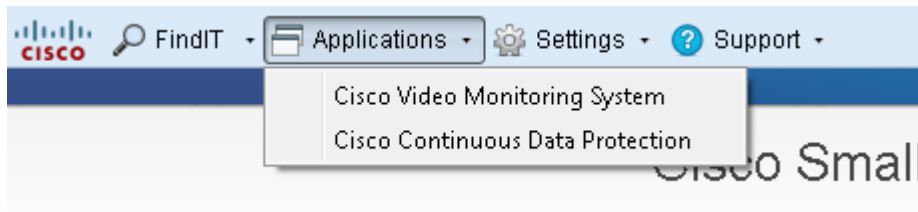


Step 4. (Optional) To view an updated list of connected devices, click **FindIT > Refresh**. The device list will update.



Applications

Step 1. Click **Applications** to view a list of available applications to use with FindIT.



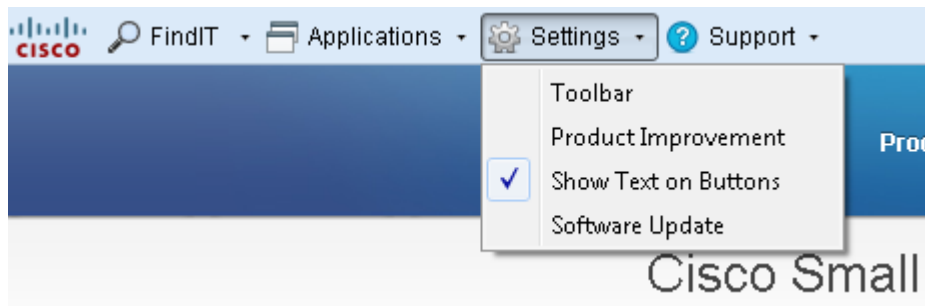
The available applications are explained as follows:

- Cisco Video Monitoring System – Software application available from the Cisco website that allows you to monitor, record, and control video from a surveillance camera system.
- Cisco Continuous Data Protection – Software application available from the Cisco website that protects important data by providing proactive redundancy of files.

Note: These products are no longer being sold and might not be supported.

Settings

Step 1. Click **Settings** to view a list of settings options.

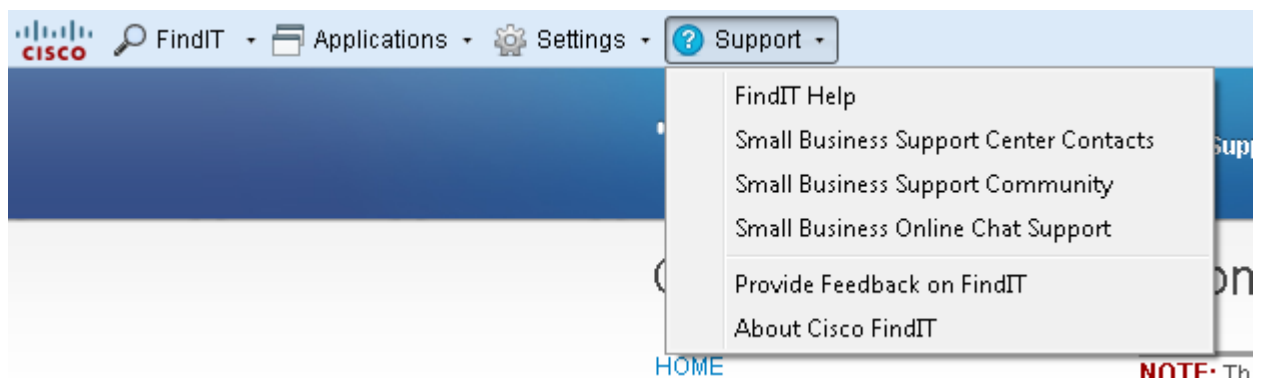


The available settings are explained as follows:

- **Toolbar** – Opens the *Toolbar Settings* window. Allows you to add, edit, or delete the buttons available on the FindIT toolbar.
- **Product Improvement** – Opens the *Product Improvement* window. From here, you can choose to either enable or disable the periodic sending of product usage statistics to Cisco. You can also choose to view the data that is being sent.
- **Show Text on Buttons** – Displays the button name next to the applicable icon on the FindIT toolbar. If you uncheck this option, the button names will not be shown. This option is enabled by default.
- **Software Update** – Enables you to choose to automatically check for device firmware updates and FindIT application updates. You have the option to specify which folder the device firmware updates are downloaded to.

Support

Step 1. Click **Support** to view a list of support options.



The available options are defined as follows:

- **FindIT Help** – Support guide for using the FindIT software.

- Small Business Support Center Contacts – Cisco webpage containing contact information regarding live product support.
- Small Business Support Community – Forum where you can seek help with your small business products from Cisco employees and users. This webpage also provides helpful documents and links, which give additional information regarding Cisco Small Business products.
- Small Business Online Chat Support – Cisco Online Chat Support provides live, real-time technical support for Cisco Small Business products through a web chat session with a Small Business Support Center engineer.
- Provide Feedback on FindIT – Allows you to provide feedback on the FindIT software.
- About Cisco FindIT – Allows you to check the current version of the FindIT software you are using.