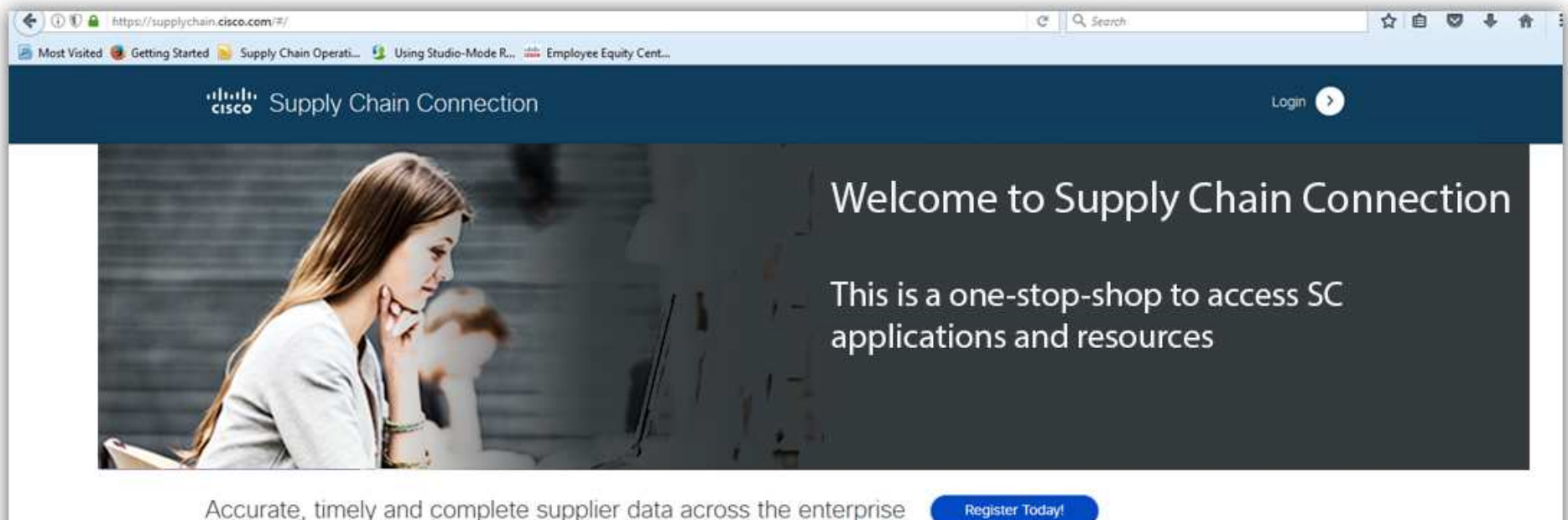


## Welcome To Supply Chain Connection's Quick Tutorial

SC Connection is a one-stop-shop to access Supply Chain (SC) applications. This is a persona based portal accessible for those who own SC roles that are mapped to SC applications and resources.

View the following slides to learn more.



The screenshot shows a web browser window with the URL <https://supplychain.cisco.com/#/>. The browser's address bar and tabs are visible. The website header features the Cisco logo and the text "Supply Chain Connection" on the left, and a "Login" button with a right-pointing arrow on the right. The main content area is a dark banner with a background image of a woman in a white shirt looking at a laptop. The text on the banner reads: "Welcome to Supply Chain Connection" in a large white font, followed by "This is a one-stop-shop to access SC applications and resources" in a smaller white font. At the bottom of the banner, there is a white text line: "Accurate, timely and complete supplier data across the enterprise" and a blue button with the text "Register Today!".

# Introduction

- All users requesting access to SC applications must login to Supply Chain Connection: <http://supplychain.cisco.com>
- New user or new to any SC apps (formerly known as EMCO) will require **role/s** through Access Request Tool. To learn about role based access, login to SC Connection.
- This quick reference guide shows how to login to SC Connection and request more roles.

## GMO Connection

Ensures that Cisco is able to make and deliver the right product at the right time to the right customers, in the most efficient, quality-driven, and socially responsible way possible.



Click on Login

Accurate, timely and complete supplier data across the enterprise

[Register Today!](#)





## Log In

### Supply Chain Connection

Login with your Cisco credentials

#### Log into an Existing Account

User Name

Password

Log In

[Forgot your user ID and/or password?](#)

#### Having a problem logging in?

The [Login Assistant](#) is self-service method of checking the status of your account. It will identify any issues your account is having and provide links to solutions.

If you believe your access issue is password related, please follow these instructions:

This is for users who are **new** to Cisco Supply Chain Apps. Please follow the registrations steps to be approved.

#### Register for a SC-Apps account

In order to access SC-Apps, Cisco Onsite vendors, Consultants, and Cisco Supplier Partners must first have an active SC-Apps account. If you need to register for a new SC-Apps account, please click on the register now button.

Register Now

[Supplier Access Help](#)



Use drop down menu to view roles owned, and request for more roles









### Partner Connection

#### Tools

Recently Used Featured

Below table shows all the apps & tools accessible to the user

Show More ▾

 <p><b>Autotest</b> Autotest SWTOOLS Home Page</p>	 <p><b>Buried FRU</b> Buried FRU Tool is used to View/Update FRU mappings</p>	 <p><b>CPP</b> Cisco Parametric Platform</p>	 <p><b>eQual - Engineering Qualification</b> Engineering Qualification Tool to store various documents &amp;</p>
 <p><b>BOM Reports</b> This report displays BOM structure at GLO and for any enabled ORG</p>	 <p><b>CMRC</b> Cisco Manufacturing Report Center</p>	 <p><b>DOM - Date of Manufacture</b> These reports are helpful for PCBA sites repair data</p>	 <p><b>First Level Buy Report</b> The report displays the current value for the high impact attributes for FLBs structured</p>



**My Connections**

---

Partner Connection [Default]

---

T&Q Connection  Set as default

---

**My Roles**

Logout

Show More ▾

## Partner Connection

### Tools

Recently Used Featured

To request more roles, and to access more Supply Chain apps, go to "My Roles" OR Click on "Access Request Tool" in the footer below

Autotest  
Autotest SWTOOLS Home Page

BOM Reports  
This report displays BOM structure at GLO and for any enabled ORG

CMRC  
Cisco Manufacturing Report Center

DOM - Date of Manufacture  
These reports are helpful for PCBA sites repair data

eQual - Engineering Qualification  
Engineering Qualification Tool to store various documents &

First Level Buy Report  
The report displays the current value for the high impact attributes for FLBs structured



# My Roles

Set desired  
"Default" page

**ROLES**

<b>Partner Connection</b>	<input checked="" type="checkbox"/> Default ^
Manufacturing Partner Users	
Logistics Partner Users	
<b>T&amp;Q Connection</b>	<input type="checkbox"/> Default ^
General User	
Component Engineer	

\* Looking for more Roles?

This will direct user to Access Request Tool for more roles

# Create Access Request

Select the roles you are requesting.

Click "Help" for support and information

Organization / Supply Chain / Request Roles

- > Component Supplier
- > Contract Manufacturer
- > Logistics
- > Supply Chain Security

Begin role request

Role Descriptions | Submit for Approval



Search

Role Descriptions

Submit for Approval...

### Component Partner

### Component Supplier (1 selected)

20170428_test_role	Request <input type="checkbox"/>
PLM Component Supplier External user access for component suppliers to view in on their own Organization's data in Cisco PLM (aka Agile PLM)	Request <input checked="" type="checkbox"/>
PPARoleComponentSupplier02	
PPATestRoleArthurX1	
Supplier External access across the BAAO application for Component Suppliers to respond to negotiations and view awards.	

Click on Request for  
PLM Component Supplier  
(Comp Supplier access)

### Contract Manufacturer

### Logistics

### Supply Chain Security

## Contract Manufacturer

<b>FA Reporting Dashboard External Site Users</b> FA Reporting Dashboard external access for FA site Users : Enter Site name in justification	Request <input type="checkbox"/>
<b>FDM WorkBench CM Users</b>	Request <input type="checkbox"/>
<b>Inventory Snapshot CM Access</b> Read only access to Inventory Snapshot reports	Request <input type="checkbox"/>
<b>MOAM MPa Contact</b> This role will only be used by external manufacturing partners. These users can acknowledge and add action plans to all cases mapped to them.	Request <input type="checkbox"/>
<b>MPE - CM</b> Supply Chain Mechanical Product Engineer employed by Contract Manufacturer	Request <input type="checkbox"/>
<b>NPPM - CM</b> Supply Chain New Product Program Manager employed by Contract Manufacturer	Request <input type="checkbox"/>
<b>PLM Manufacturing Partner</b> External user access for Manufacturing Partners to view in on their own Organization's data in Cisco PLM (aka Agile PLM)	Request <input checked="" type="checkbox"/>
<b>PPARole@ForX1Sourcing</b>	
<b>PPARoleContractManufacturer02</b>	

Click on Request for  
PLM Manufacturing Partner  
(MPa access)

Create Request

My Requests

My Approvals

## Create Access Request

Select the roles you are requesting.

Organization / Supply Chain / Request Roles

Search

Role Descriptions

Submit for Approval...

After selecting either PLM Component Supplier or PLM Manufacturing Partner (not both), click on Submit for Approval , then Log Out



Updated May 2017