

Hey, I'm a Webex Room Series device, see what I can do



Join a scheduled meeting

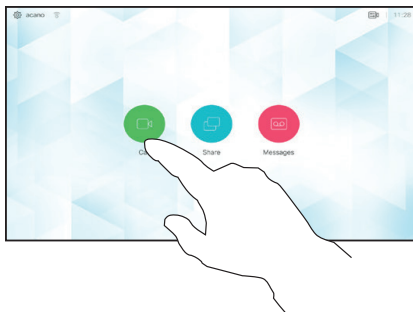
If this meeting room was included in the calendar invite, simply press Join when it's time to meet.



Place call on the fly, using name, number or address

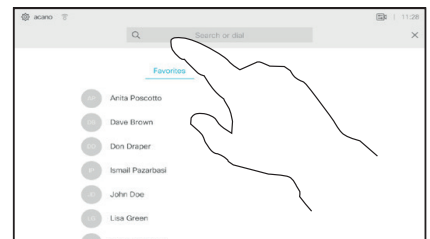
STEP 01

Tap the green icon on the Touch 10.



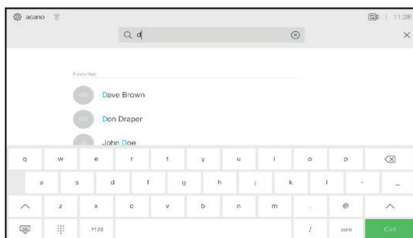
STEP 02

Tap the Search or dial field. A keyboard will appear on screen.



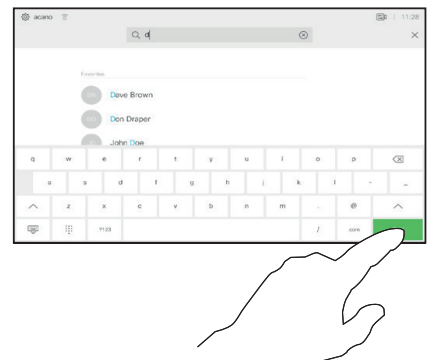
STEP 03

Type in a name, meeting room address or video device name.



STEP 04

When you have entered the person or device, tap the green Call button.



Hey, I can do this too



Call your Webex Room device from Webex Teams



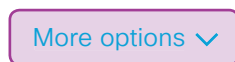
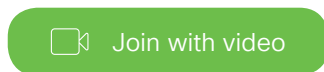
STEP 01

Join the meeting from your computer.



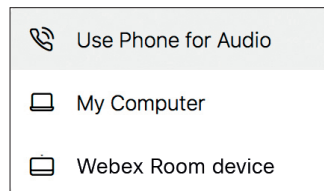
STEP 02

Click, More Options.



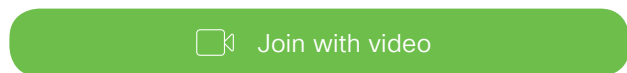
STEP 03

Select the Webex Room device.



STEP 04

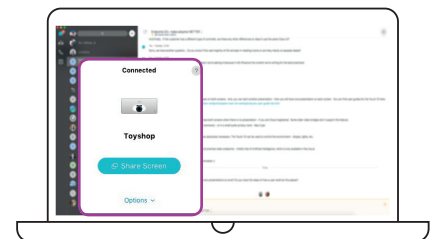
Click the Join with video button. Then click Yes, to move the call to the Webex Room device.



Share your laptop screen or applications using Webex Teams

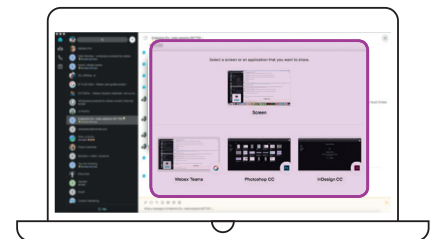
STEP 01

Select the room device and Share Screen from the bottom of your space list.



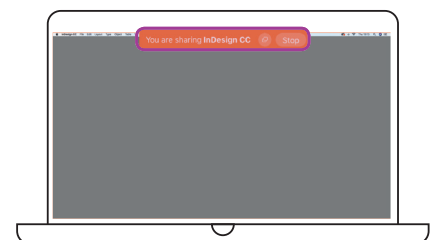
STEP 02

Select the application you want to share or the whole screen.



STEP 03

To stop sharing, select Stop.



Or connect the HDMI cable to your computer and tap the share button on the Touch 10.