



Simplifying the Cisco Software Experience

How to assign a PAK to a Smart Account in LRP

Quick Reference Guide for Sales, Partners and Customers

Overview

Classic PAK-based licenses can be managed in Smart Accounts in the License Registration Portal (LRP).

If a Classic PAK-based license was assigned to a Smart Account at the time of order, then it will be automatically available in that Smart Account in LRP.

If a Classic PAK-based license has not been assigned to a Smart Account at the time of order, you can assign that PAK to a Smart Account in LRP, so that you get the benefit of enterprise-wide license visibility.

In order to assign a PAK to a Smart Account, login to [Cisco Software Central](#) (CSC) and go to [Traditional Licensing \(LRP\)](#).

How to assign a PAK to a Smart Account in LRP

- 1 From [Cisco Software Central](#), go to the **License** section and click on [Traditional Licensing](#).

The screenshot shows the Cisco Software Central interface. At the top, there is a navigation bar with tabs for Order, Download & Upgrades, Provisioning, License, and Administration. The License tab is selected. Below the navigation bar, there are four main sections: Download & Upgrade, Network Plug and Play, License, and Administration. The License section is highlighted with a red box and a '1' in a red circle. The License section contains the following links and descriptions:

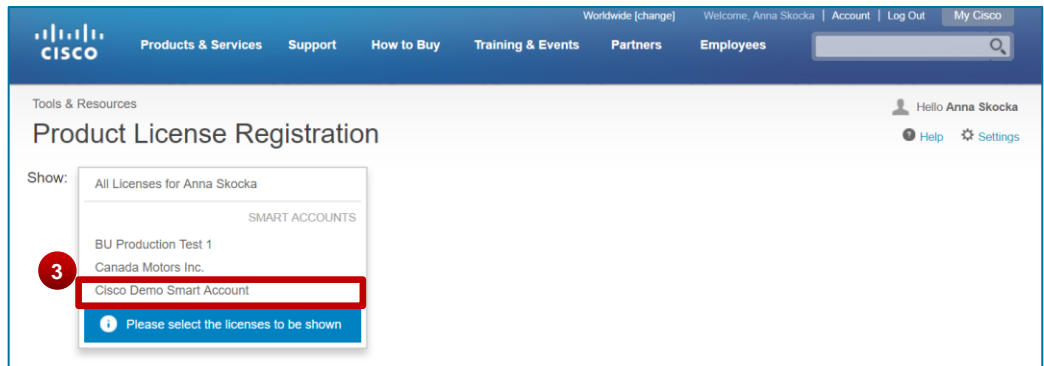
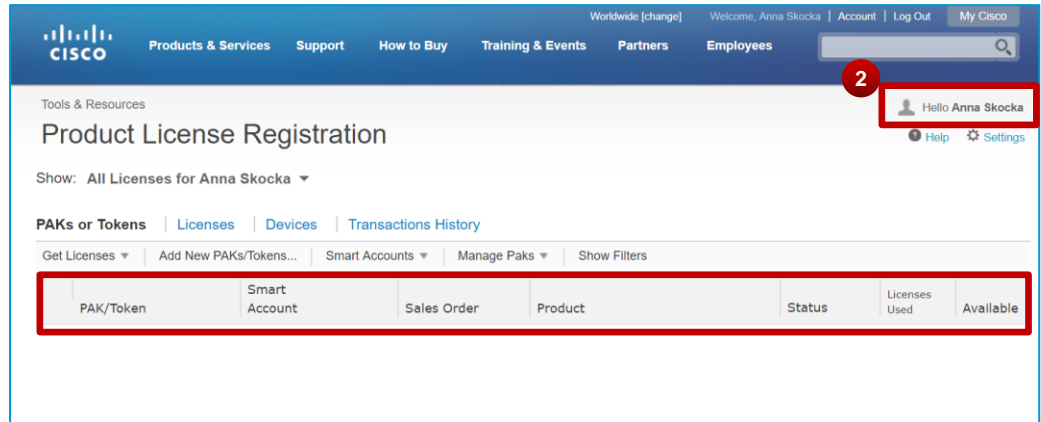
- Traditional Licensing**: Generate and manage PAK-based and other device licenses, including demo licenses.
- Smart Software Licensing**: Track and manage Smart Software Licenses.
- Enterprise Agreements**: Generate and manage licenses from Enterprise Agreements.

Below the License section, there are two more sections: Order and Administration. The Order section contains links for Buy Directly from Cisco, End User License and SAAS Terms, and Upgradeable Products. The Administration section contains links for All Users (Request a Smart Account, Request Access to an Existing Smart Account, Manage Smart Account) and Additional for Partners (Request a Partner Holding Account).

LRP Home Page

2 If you do not have a Smart Account the dropdown will only have your CCO ID and you will be able to view your PAKs, Licenses, Devices and Transactions History associated with your CCOID.

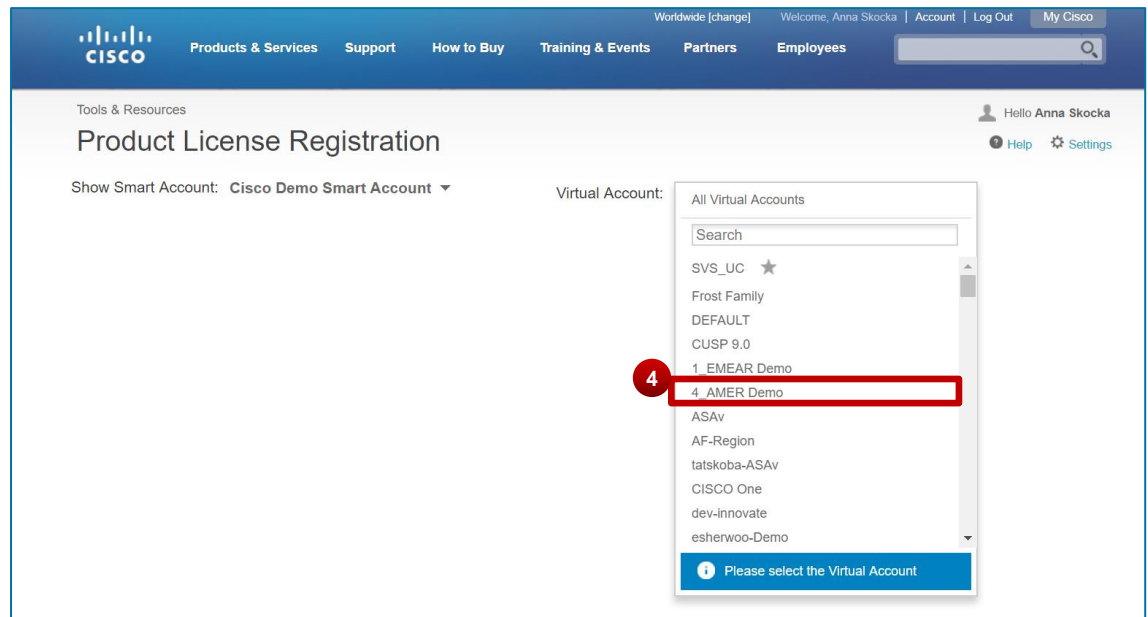
3 If you have access to one or more Smart Accounts associated with your CCO ID, you will view a drop-down menu. You can select the Smart Account and view PAKs/licenses for a specific Virtual Account.



Assign Classic PAKs to a Smart Account

4 Once you select the Smart Account, you will also have to choose a Virtual Account.

The dropdown will appear automatically, so that you can easily select one Virtual Account.





How to assign a PAK to a Smart Account in LRP

Quick Reference Guide for Sales, Partners and Customers

Assign Classic PAKs to a Smart Account

5 Once you select the Smart Account and Virtual Account, you will be able to view and manage PAKs/Tokens, Licenses, Devices and Transactions History related to this specific Smart Account.

The screenshot shows the 'Product License Registration' page in the Cisco LRP interface. The user is logged in as Anna Skocka. The page displays a table of PAKs/Tokens associated with the 'Cisco Demo Smart Account' and '1_EMEAR Demo' virtual account. The 'PAKs or Tokens' tab is selected and highlighted with a red box and a red circle containing the number 5. The table lists several PAKs with their respective virtual accounts, sales orders, products, and statuses.

PAK/Token	Virtual Account	Sales Order	Product	Status	Licenses Used	Available
7551J5A1E2A Family: Identity Services...	1_EMEAR Demo	900055797	Cisco ONE Identity Services Engine 2... SKU : C1-ISE-BASE-AP		310	0
FXPAK891BE1 Family: Cloud Services R...	1_EMEAR Demo	SalesOrder	SKU : L-CSR-50M-AX=	Converted	20	0
FXPAKAAE242 Family: Cloud Services R...	1_EMEAR Demo	SalesOrder	SKU : L-CSR-50M-AX=	Converted	20	0
FXPAK73BE9 Family: Cloud Services R...	1_EMEAR Demo	SalesOrder	SKU : L-CSR-50M-AX=	Partially Converted	4	16
FXPAK601B5D Family: Cloud Services R...	1_EMEAR Demo	SalesOrder	SKU : L-CSR-50M-ADV=	Unfulfilled	0	50
FXPAK99294D Family: Cloud Services R...	1_EMEAR Demo	SalesOrder	SKU : L-CSR-50M-ADV=	Unfulfilled	0	50

Assign Classic PAKs to a Smart Account

6 Select the view "All Licenses for...", to view the licenses associated with your CCOID.

7 Upon clicking on the PAKs/Tokens tab, you will be able to view all PAKs/Tokens associated to your CCOID.

8 Check the unfulfilled or partially fulfilled* PAKs to assign

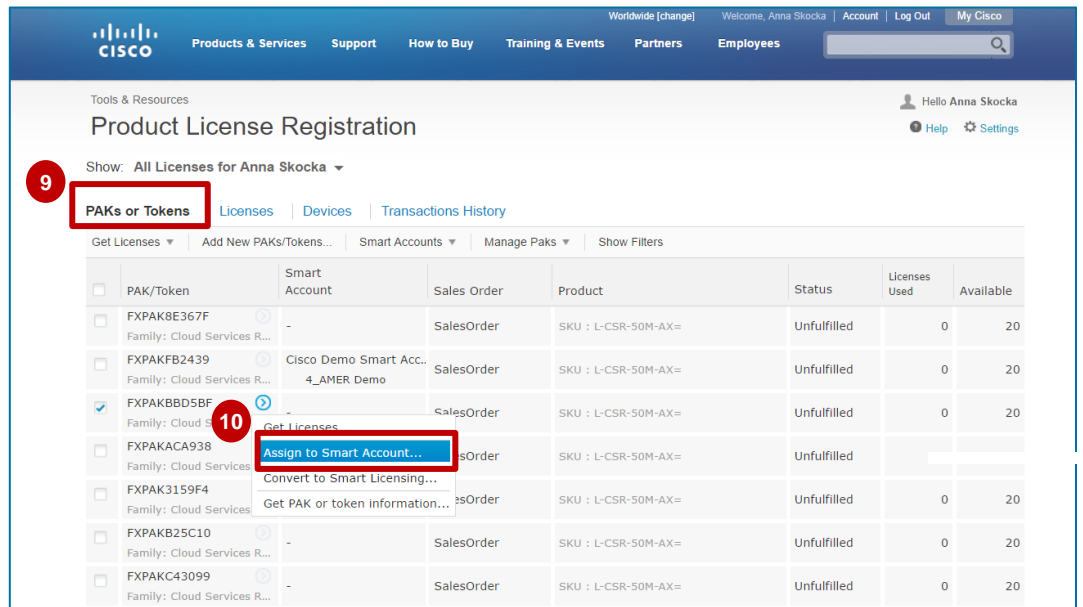
The screenshot shows the 'Product License Registration' page with the view set to 'All Licenses for Anna Skocka'. The 'PAKs or Tokens' tab is selected and highlighted with a red box and a red circle containing the number 7. A dropdown menu is open, showing 'All Licenses for Anna Skocka' selected, highlighted with a red box and a red circle containing the number 6. The table below lists PAKs/Tokens associated with the user's CCOID. The PAK 'FXPAKBBD5BF' is highlighted with a red box and a red circle containing the number 8, indicating it is unfulfilled.

PAK/Token	Smart Account	Sales Order	Product	Status	Licenses Used	Available
FXPAK8E367F Family: Cloud Services R...	-	SalesOrder	SKU : L-CSR-50M-AX=	Unfulfilled	0	20
FXPAKFB2439 Family: Cloud Services R...	Cisco Demo Smart Acc... 4_AMER Demo	SalesOrder	SKU : L-CSR-50M-AX=	Unfulfilled	0	20
FXPAKBBD5BF Family: Cloud Services R...		SalesOrder	SKU : L-CSR-50M-AX=	Unfulfilled	0	20
FXPAKACA938 Family: Cloud Services R...	-	SalesOrder	SKU : L-CSR-50M-AX=	Unfulfilled	0	20

them to a Smart Account and specific Virtual Account.

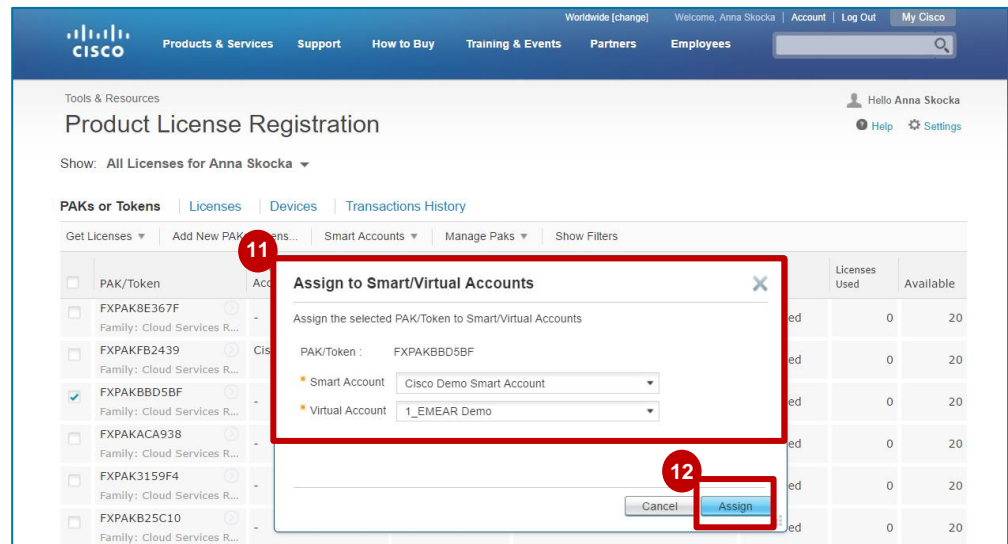
Assign Classic PAKs in a Smart Account

- 9 If there is a PAK or Token that does not have an assigned Smart Account or Virtual Account, you will be able to assign it.
- 10 Once you have selected (checked) a PAK/Token from the list, click Assign to a Smart Account.



How to view your Classic PAKs in a Smart Account

- 11 In the dialog box, select the appropriate Smart Account and specify a Virtual Account. Only the Smart and Virtual Accounts you have access to will display.
- 12 Click Assign.





How to assign a PAK to a Smart Account in LRP

Quick Reference Guide for Sales, Partners and Customers

How to view your Classic PAKs in a Smart Account

13 Now you can filter by Smart Account (and Virtual Account) to view all the classic PAKs associated with that Smart Account.

This provides you with a complete company view of PAKs which have been assigned to your Smart Account.

The screenshot shows the Cisco Product License Registration interface. A dropdown menu is open, showing a list of Smart Accounts. The 'Cisco Demo Smart Account' is highlighted with a red box and a red circle containing the number 13. The interface includes a navigation bar with 'Products & Services', 'Support', 'How to Buy', 'Training & Events', 'Partners', and 'Employees'. The user is logged in as 'Hello Anna Skocka'.

The screenshot shows the Cisco Product License Registration interface with a table of PAKs or Tokens. The table is filtered by 'Cisco Demo Smart Account' and '1_EMEAR Demo'. The table has columns for PAK/Token, Virtual Account, Sales Order, Product, Status, Licenses Used, and Available. Two rows are visible:

PAK/Token	Virtual Account	Sales Order	Product	Status	Licenses Used	Available
FXPAKBBD5BF Family: Cloud Services R...	1_EMEAR Demo	SalesOrder	SKU : L-CSR-50M-AX=	Unfulfilled	0	20
7551J5A1E2A Family: Identity Services...	1_EMEAR Demo	900055797	Cisco ONE Identity Services Engine 2.. SKU : C1-ISE-BASE-AP		310	0