

# Integrated wireless working

## Headset Hookswitch Control (HHC) explained



### What does HHC do?

HHC provides Electronic Hookswitch (EHS) functionality to select Cisco Unified IP Phones and Jabra wireless headsets. The HHC adapter allows you to hear ring tones, answer and end calls, adjust the volume or even mute the call from the controls integrated into the headset. All quite convenient, when you are 300 ft. or more away from your desk.

Without HHC you would have to be at your desk to accept or end a call and that kind of reduces the benefit of having a wireless headset in the first place, doesn't it? Plus you get all the benefits of using Jabra headsets including hands free operation which allow you type and talk at the same time, ergonomic styling to reduce fatigue and PeakStop technology to protect your ear against loud audio levels.

### How do I get it?

First off all, you need a phone and headset that are EHS compliant. Since EHS is a new feature that relies on existing telephony technology, manufacturers often use different standards. HHC is one of these standards and is supported in Jabra EHS-enabled headset solutions via the Jabra HHC Adapter.

The latest generation of Cisco Unified IP Phones support the HHC standard\*. Your Cisco and Jabra reseller can help you find the perfect match. It requires a EHS-enabled headset and the Jabra HHC Adapter. Plug it in and you are ready to control your desk phone remotely.

### Jabra Headset Solutions for HHC

GN offers a full range of EHS compliant headsets that work with Cisco Unified IP Phones (via the Jabra HHC Adapter) including:



#### Jabra GN9350

The Jabra GN9350 has EHS technology built in. All you need is to plug a HHC Adapter in the right socket and you are ready to go.



#### Jabra GN9120 Series

The Jabra GN9120 EHS and the GN9120 Duo EHS headsets offer full Cisco EHS capabilities when combined with the HHC Adapter.

### We are here to help

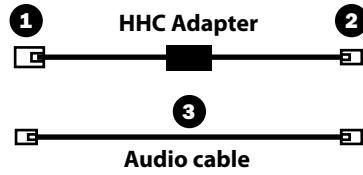
Do contact us, if you have questions about Jabra headsets and Headset Hookswitch Control. If possible, we can help you enjoy HHC wireless freedom with your existing headset and phone. Or we can recommend headset solutions that will give you all the benefits an electronic hookswitch has to offer.

*\* The Jabra HHC Adapter supports the new Cisco Unified IP Phones released September 2007: 7942G, 7945G, 7962G, 7965G and 7975G. Cisco Unified IP Phone release 8.3(3) will enable the HHC functionality.*



Jabra is a registered trademark of GN A/S  
[www.jabra.com](http://www.jabra.com)

# Jabra



# The way to provide full EHS functionality

To connect your Cisco Unified IP Phone and Jabra headset with the HHC Adapter, just follow these simple steps\*:

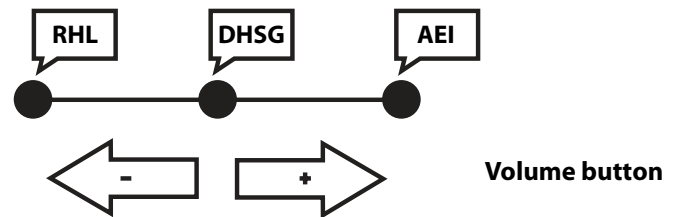
- 1 Connect the large plug to the AUX port on the phone
- 2 Connect the smaller plug to the AUX port on the headset base
- 3 Connect the normal audio cable to the headset socket on the phone and the phone socket on the headset base.

## Setting DHSG\*\* for Jabra GN9350

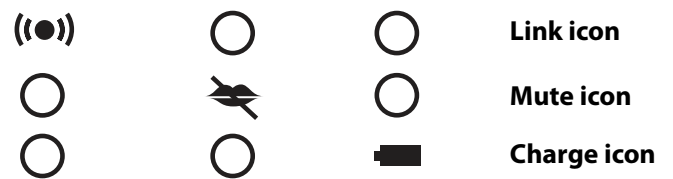
Lift up the silver base cover on the Jabra GN9350 to find the LCD Display. Select the Handset which is the 2nd icon, scroll down to DHSG and press OK.

## Setting DHSG\*\* for Jabra GN9120 EHS

Set the headset to the DHSG setting by keeping the headset in the charge stand and hold plus and minus in for 6 seconds until the red light on the headset flashes rapidly.



Scroll through the three different settings using plus and minus and set to the lips icon. Leave for 15 seconds until the unit has set itself and then it is ready to go!



\*HHC software functionality must first be enabled through the Cisco Unified Communications Manager Administration application. Contact your system administrator to enable this feature.

\*\*DHSG is the Jabra Electronic Hook Switch standard supporting HHC.



Jabra is a registered trademark of GN A/S  
www.jabra.com

**Jabra**