
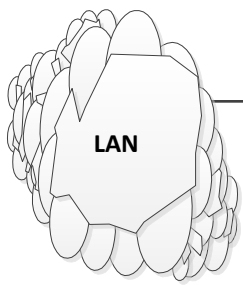


Site A

LAN NATs to
FW Outside 208.94.109.2
FW Def route to 208.94.109.1



1Gbps 199.47.57.254/23

1Gbps 208.94.109.254/24

10Gb10Gbit

Site B



1Gbps 208.94.109.253/24

1Gbps 199.47.57.253/23

AS 54233

HSRP 208.94.109.1


192.168.50.20/24

iBGP

192.168.50.10/24


HSRP 199.47.57.1

AS 26198



100Mbps
eBGP

AS 22652



100Mbps
eBGP