

IP ROUTE 10.15.0.0/16 10.10.250.1

PRIMARY PATH

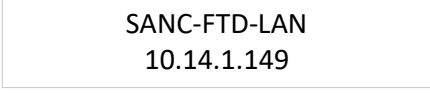


IP ROUTE 10.10.0.0/16 10.14.1.27

VTI.10IPSEC..... VTI.10
169.254.10.2 169.254.10.1

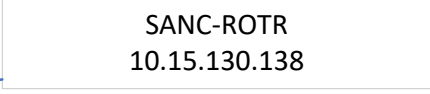
IP ROUTE 10.15.0.0/16 169.254.10.2

IP ROUTE 10.10.0.0/16 169.254.10.2



IP ROUTE 10.0.0.0/8 10.15.130.138

SECONDARY PATH

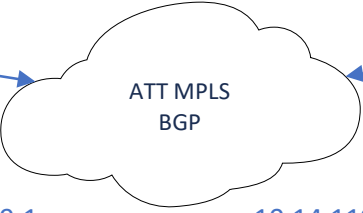


EIGRP/BGP
10.10.119.2

EIGRP/BGP
10.14.119.2

MPLS

MPLS



10.10.119.1

10.14.119.1