


```
interface Tunnel500
ip address 10.0.0.1 255.255.255.252
ip virtual-reassembly
tunnel source X.X.50.1
tunnel destination X.X.100.59
tunnel mode ipsec ipv4
tunnel protection ipsec profile NYC-isakmp-1
end
```

This is the VIP Can I use it or does it need to be physical  
This is the outside interface of my ASA

VLAN 26 172.21.6.2 /24  
VLAN 26 VIP 172.21.6.1


VLAN 25 X.X.50.2 /24  
VLAN 25 VIP X.X.50.1

```
ip route 10.6.6.0 255.255.255.0 10.0.0.1
```



G0/0/1 X.X.10.2 Nat Outside

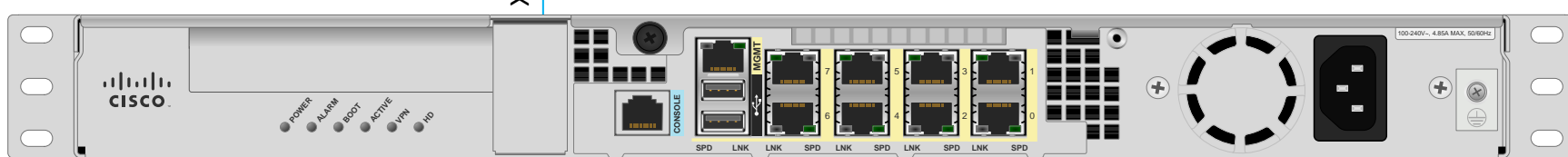
G0/0/1 X.X.10.4 255.255.255.248



G0/0/0

X.X.150.2 TO ISP

X.X.100.59 OUTSIDE



```
route OUTSIDE 10.6.6.0 255.255.255.0 10.0.0.2 1
```

```
interface Tunnel501
nameif VTI
ip address 10.0.0.2 255.255.255.252

tunnel source OUTSIDE
tunnel destination X.X.X.1
tunnel mode ipsec ipv4
tunnel protection ipsec profile NYC-isakmp-1
```