



The bridge to possible

Mardi 14 Septembre 2021

Inscrivez-vous ici <https://bit.ly/WEBsp-sep21>



Galerie d'art, Architecte et Musée

Besoins en infrastructure réseaux /télécom et mise en pratique

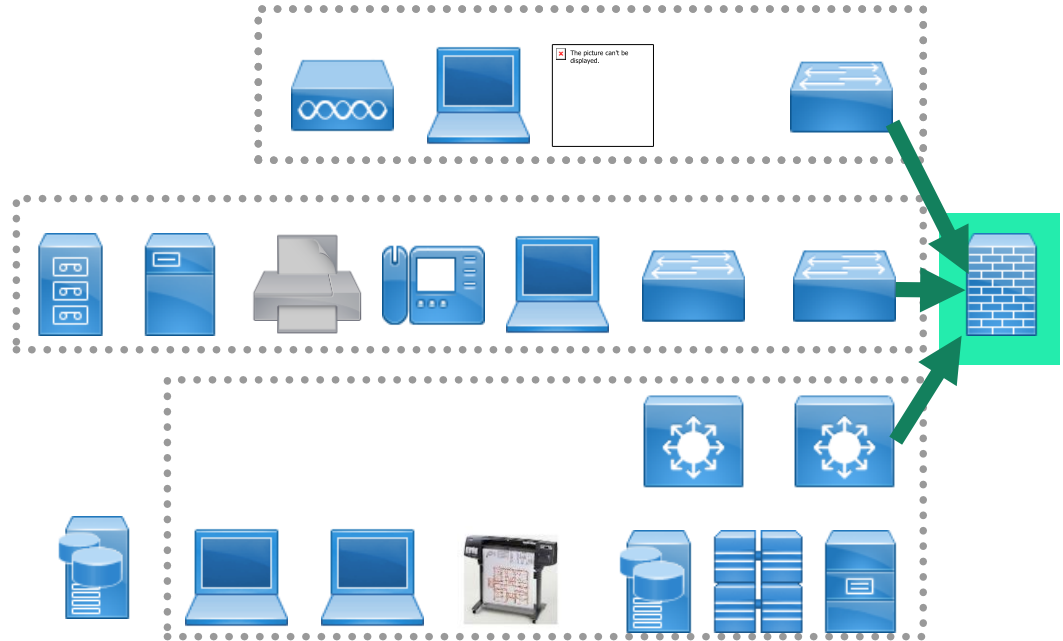
Community Live - Petite et Moyenne Entreprise (PME)



Architecte

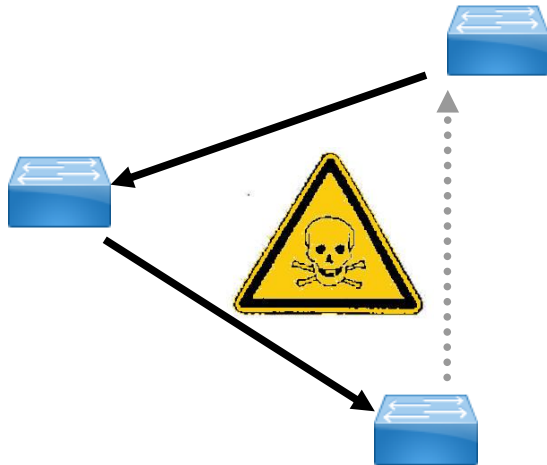
3 zones dont

- Un cœur de haute performance pour les fichiers très volumineux.
- Une zone de réunion avec WiFi et visio-conférence
- Une zone « administrative »



Le Spanning Tree

Toujours valider, dès que 3 switches existent dans l'organisation !



| | |
|---|---|
| Getting Started | STP Status & Global Settings |
| ▶ Status and Statistics | |
| ▶ Administration | |
| ▶ Port Management | |
| ▶ Smartport | |
| ▶ VLAN Management | |
| ▼ Spanning Tree | |
| STP Status & Global Settings | |
| STP Interface Settings | |
| RSTP Interface Settings | |
| MSTP Properties | |
| VLAN to MSTP Instance | |
| MSTP Instance Settings | |
| MSTP Interface Settings | |
| ▶ MAC Address Tables | |
| ▶ Multicast | |
| ▶ IP Configuration | |
| ▶ Security | |
| ▶ Access Control | |
| ▶ Quality of Service | |
| ▶ SNMP | |

| | |
|---------------------------|---|
| Global Settings | |
| Spanning Tree State: | <input checked="" type="checkbox"/> Enable |
| STP Operation Mode: | <input type="radio"/> Classic STP <input checked="" type="radio"/> Rapid STP <input type="radio"/> Multiple STP |
| BPDU Handling: | <input type="radio"/> Filtering <input checked="" type="radio"/> Flooding |
| Path Cost Default Values: | <input type="radio"/> Short <input checked="" type="radio"/> Long |
| Bridge Settings | |
| ✦ Priority: | <input type="text"/> |
| ✦ Hello Time: | <input type="text" value="2"/> |
| ✦ Max Age: | <input type="text" value="20"/> |
| ✦ Forward Delay: | <input type="text" value="15"/> |

Le temps (1) RV340

Ne pas oublier l'heure d'été



Time

Current Date and Time: 2019-Feb-23, 08:59:16 GMT

Time Zone: (UTC -09:30) Marquesas Islands

Set Date and Time: Auto Manual

NTP Server: Default User Defined

NTP Server 1: @ serveur NTP (e.g.: 1.2.3.4 or abc.com or fc02::0)

NTP Server 2: (e.g.: 1.2.3.4 or abc.com or fc02::0)

NTP Server 3: (e.g.: 1.2.3.4 or abc.com or fc02::0)

NTP Server 4: (e.g.: 1.2.3.4 or abc.com or fc02::0)

Daylight Saving Time:

Daylight Saving Mode: By Date Recurring

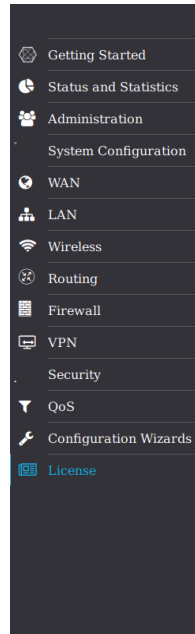
From: Month 1 Day 01 Time 00 : 00 (24hh:mm)

To: Month 2 Day 01 Time 00 : 00 (24hh:mm)

Daylight Saving Offset: +0 Minutes

Les licences RV340

Licences & Smart Licensing



RV340W-RV340W AAAA

License

Information: You are currently running in evaluation mode, to register an account:

- Ensure this product has internet access.
- Click [here](#) to access your Cisco Smart Account.
- Navigate to the Virtual Account section which contains licenses.
- Generate and copy a token for the specific license to be applied to this device.
- Paste the token into the box below.

Paste the token here...

[Click Register](#)

Smart Software Licensing Status

Registration Status: **Unregistered - Registration Failed** (Dec 7, 2018)

License Authorization Status: **Evaluation Mode** (26 days, 22 hours, 22 minutes, 10 seconds remaining)

Export-Controlled Functionality: Not Allowed

Smart License Usage

[Choose Licenses](#)

| Name | Description | Count | Status |
|------------------|--|-------|-----------------|
| Security-License | Anti Threat Services: IPS, AppID, Dynamic Web Filter, Gateway A... | -- | Evaluation Mode |

WiFi (1)

Nouveau SSID

The screenshot displays the 'Add/Edit Wireless SSID Settings' configuration page. The left sidebar menu includes the following items: Status and Statistics, Administration, System Configuration, WAN, LAN, **Wireless**, Basic Settings, Advanced Settings, Captive Portal, WPS, Routing, Firewall, VPN, Security, and QoS. The main configuration area is divided into two sections. The top section contains the following settings: 'Enable' (checkbox), 'Actively applied to Radio' (dropdown menu set to 'Both'), 'SSID Broadcast' (checkbox checked, 'Enable'), 'Security Mode' (dropdown menu set to 'WPA2-Personal'), 'Passphrase' (text input field containing 'BonJour', highlighted with a red border, with a note '(8-63 ASCII or 64)'), 'Show password' (checkbox checked), 'PMF' (radio buttons for 'Not Required', 'Capable', and 'Required', with 'Capable' selected), 'Wireless Isolation within SSID' (checkbox), 'WMM' (checkbox checked, 'Enable'), and 'WPS' (checkbox, 'Enable', with a 'Configure' button). The bottom section contains: 'VLAN' (dropdown menu set to '1'), 'Time of Day Access' (dropdown menu set to 'BUSINESS'), 'MAC Filtering' (checkbox, 'Enable', with a 'Configure' button), and 'Captive portal' (checkbox, 'Enable', with a dropdown menu set to 'Default_Portal_Profile').

Administration – show traffic

Connaître la charge du firewall:

```
> show traffic
```

```
outside:
```

```
    received (in 197066.580 secs):
```

```
        6123 packets          406902 bytes
```

```
        0 pkts/sec           2 bytes/sec
```

```
    transmitted (in 197066.580 secs):
```

```
        111 packets          3108 bytes
```

```
        0 pkts/sec           0 bytes/sec
```

```
1 minute input rate 0 pkts/sec, 0 bytes/sec
```

```
1 minute output rate 0 pkts/sec, 0 bytes/sec
```

```
1 minute drop rate, 0 pkts/sec
```

```
5 minute input rate 0 pkts/sec, 0 bytes/sec
```

```
5 minute output rate 0 pkts/sec, 0 bytes/sec
```

```
5 minute drop rate, 0 pkts/sec
```

Plus d'informations dans la Communauté Cisco



Rappelez-vous que ce n'est qu'un aperçu.
Le mardi 14 Sept.
vous aurez l'occasion
de voir l'intégralité de
cette présentation

Championnat Cisco : Reportez un des trois prix a gagner

Participez jusqu'au vendredi 19 Sept. Vous pouvez gagner une webcam, un chargeur Wireless ou un livre de *Cisco Press* ! | [Consultez ici](#)

Saviez-vous que nous avons atteint 1 Million de Membres ?

Ce mois nous avons préparé plusieurs surprises pour fêter cet accomplissement. Restez connecté ! | [Lire la suite](#)

Dans ce webinaire vous aurez l'occasion d'apprendre beaucoup plus et vous pourrez également poser des questions aux experts qui vous répondront en direct.

À très bientôt !

Inscrivez-vous dès maintenant : <https://bit.ly/WEBsp-sep21>