

Webex Community special event

Slido in action

Taking your meetings to a new level

Content

01 **About Slido**

02 **Slido features**

03 **Webex Meetings integration**

Including Slido as standalone and the other integrations

04 **Best practices**

Including use cases and interaction tips

01 About Slido

What is **Slido**

Slido is the **industry-leading audience interaction platform.**

The problem

There are **millions of unproductive meetings happening around the world every day**

resulting in an incredible waste of potential, motivation and productivity.

Slido's mission

To **help people get the most out of joining a meeting or event**

by enabling a true dialogue between the speaker and the audience.

02 Slido features

Versatile features



Questions

Crowdsource the best questions from your audience



Ideas

Brainstorm and curate your team's top ideas



Quizzes

Make learning fun with live quizzes



Live Polls

Engage your audience with live polls



Surveys

Capture feedback from your participants



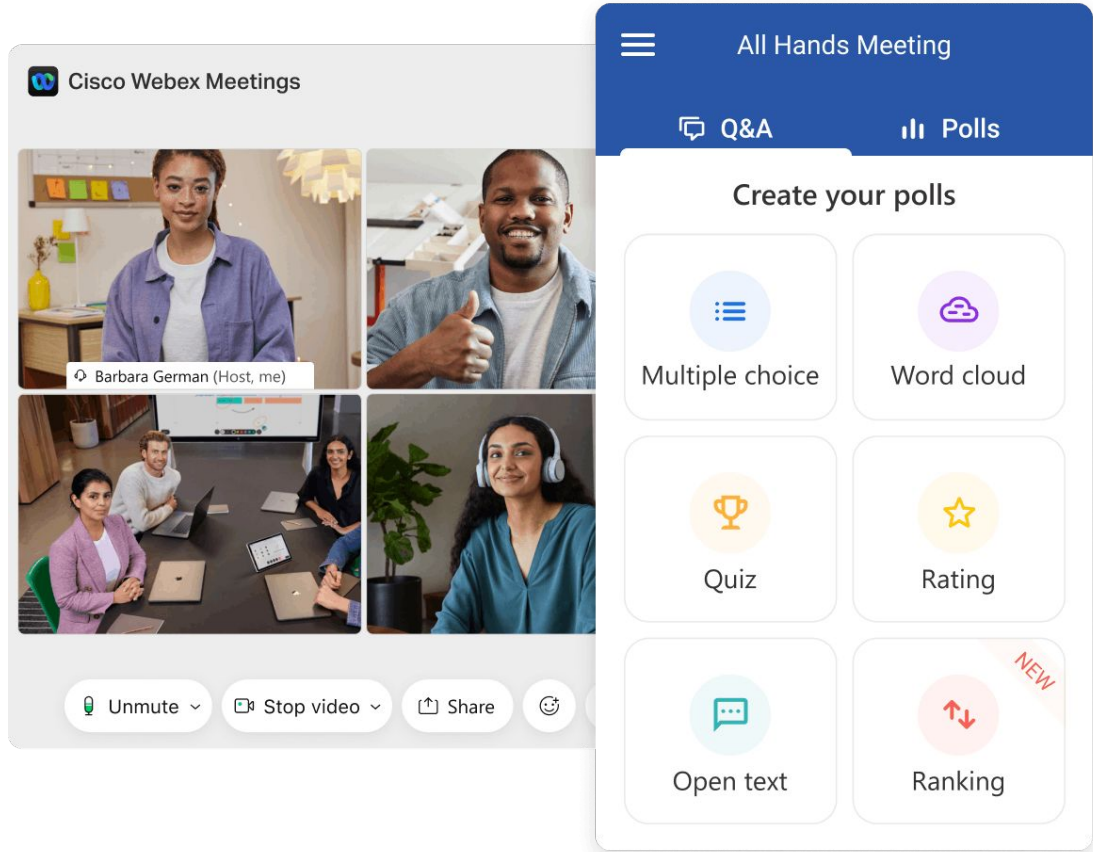
Analytics

Capture and analyze valuable insights from your events or meetings

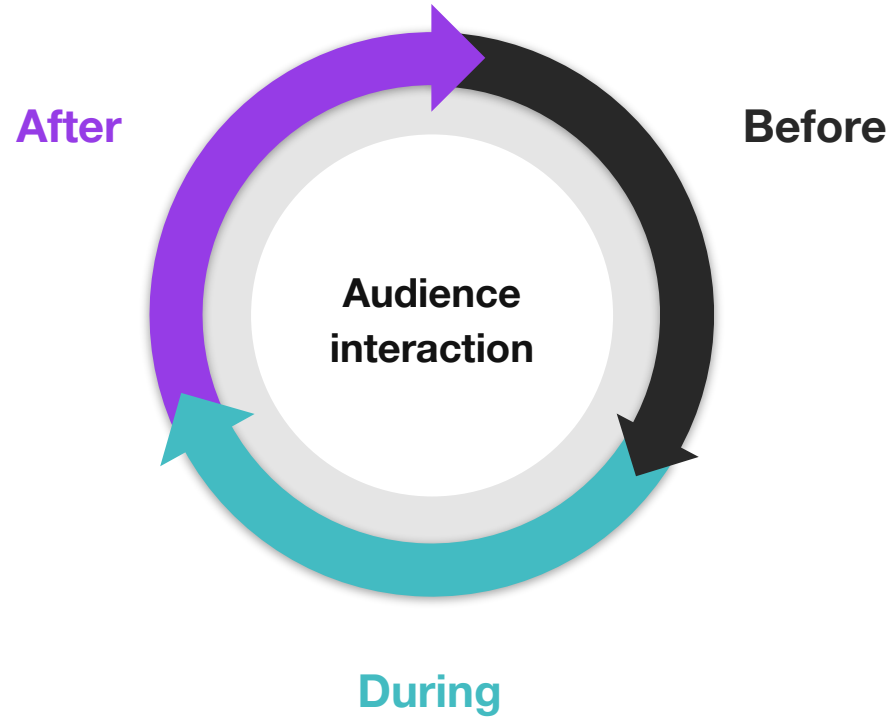
Live polls

Polls are a great way of collecting inputs from your audience.

Whether you're organizing a (remote) company meeting, a conference, or teaching a class, you can use them to lighten up the mood, test knowledge, or ask for feedback.



Audience **interaction**



03 Slido for Webex Meetings



How will Slido elevate the **Webex** experience?

Before the meeting

During the meeting

After the meeting



collect questions,
crowdsource topics

video conference

enhanced live Q&A
and polls

collect feedback,
reply to unanswered Qs

Gradual Rollout

- June - August
- Clusters enabled: B, AI, S, E, AW, BY, I, BI, AS, AP, R, AO, AA
- Remaining clusters will be enabled in the next 2 weeks
- Not available currently for FedRAMP sites and E2E encrypted meetings

Integration prerequisites

- Webex Site Version 41.6 or higher
- Slido enabled for the Webex organization by the admin in CH
- Common Identity sites linked with CH or managed by CH
- WebView 2 on Windows - both for hosts and attendees



Control Hub

- Full admin needs to turn on 'Slido' in Apps
- Slido enablement is **org-based** and users are **just-in-time provisioned**

The screenshot displays the Cisco Webex Control Hub interface. The top navigation bar is dark with the text 'Cisco Webex Control Hub'. The left sidebar contains a menu with categories: 'MONITORING' (Organization Health, Analytics, Troubleshooting), 'MANAGEMENT' (Users, Workspaces, Devices, **Apps**, Account), and 'SERVICES' (Updates, Messaging, Meeting, Calling, Hybrid). The 'Apps' menu item is highlighted with a green circle. The main content area is titled 'Apps' and includes sections for 'Integrations and Bots', 'Tabs', and 'Enable Slido app'. The 'Enable Slido app' toggle switch is turned off and circled in green. At the bottom of the sidebar, there is a link for 'Org for Groups testing'.

Cisco Webex Control Hub

Overview

MONITORING

Organization Health

Analytics

Troubleshooting

MANAGEMENT

Users

Workspaces

Devices

Apps

Account

Organization Settings

SERVICES

Updates

Messaging

Meeting

Calling

Hybrid

Org for Groups testing

Apps

Integrations and Bots

You can manage integrations and bots by allowing access or denying access in your organization.

Manage

Tabs

When enabled, users can add tabs with website shortcuts in Webex Teams spaces.

Enable Slido app ⓘ

When enabled, all users in your organization can use the Slido app.

How is Slido entitlement set up

User-, site-, or org-based? If a client has multiple sites, will Slido be available on all?

Organization-based. All users that are on sites with the latest Webex version 41.6 will have access to Slido.

Can clients turn on Slido for a subset of their users?

In general no. Toggling the Slido integration for Webex Meetings is at an organization-level.



Current **limitations** of the integration

- **Slido is available for hosts only on Desktop** for now. For participants on Mobile, Web and Desktop.
- **Cisco Devices** not supported yet.
- **Webex Events** not supported yet - recommended to use **Slido as a standalone** for now
- **Analytics & Exports** are available for now only at slido.com. Analytics email is sent post-meeting.
- **Q&A** is disabled by default, but hosts can turn it on

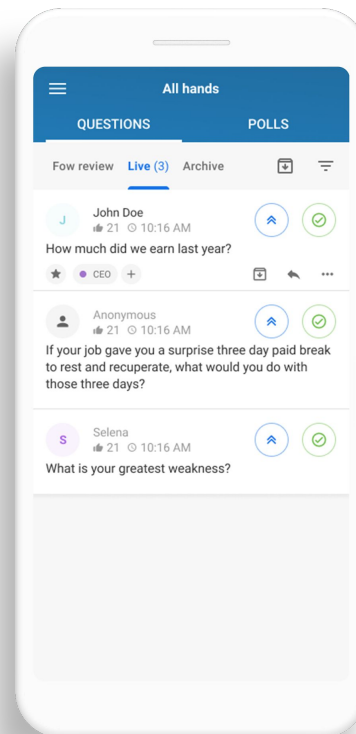
Hosts & Co-hosts

- The integration doesn't support co-hosts at this stage: Co-hosts will only see the participant mode of Slido in the meeting
- **Solution:** invite co-hosts via Share access at slido.com before the meeting and make them 'host' during the meeting, or they can administer Slido from slido.com



Slido as standalone

- With a paid Webex license you'll have full access to Slido
 - This allows you to use Slido even outside of Webex (e.g. for hybrid/in person gatherings)
 - You'll be able to use other integrations e.g. Slido for PowerPoint too
- [Guide on how to use Slido as a standalone](#)



How to get started with Slido

- [Manuals \(help center articles\)](#)
- [Getting started - webinar recording](#)
- [YouTube tutorials](#)

About the integrations

- [Overall page](#)
- [Webex meetings \(incl. waitlist\)](#)
- [PowerPoint](#)
- [Google Slides](#)
- [MS Teams](#)
- [Embed Slido](#)


04 Best practices

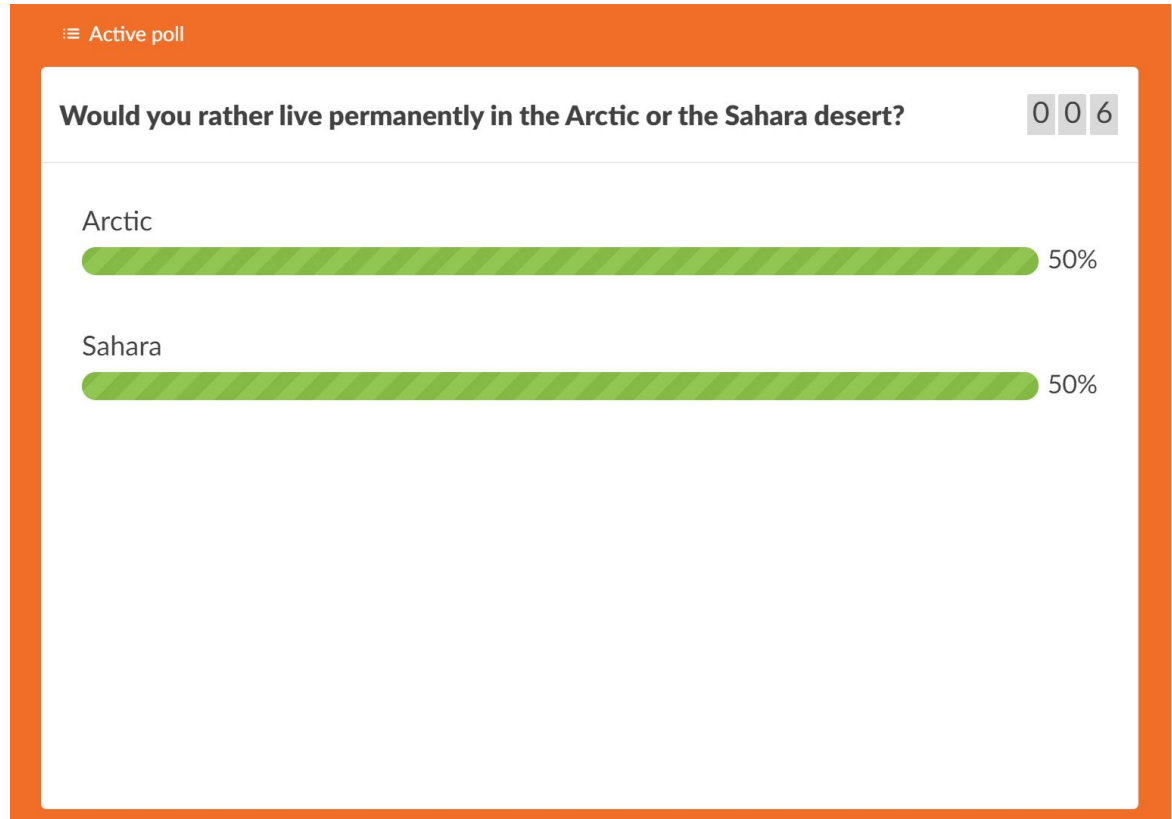
Challenge 1

“

**You want to create an
inclusive atmosphere from
the start.**

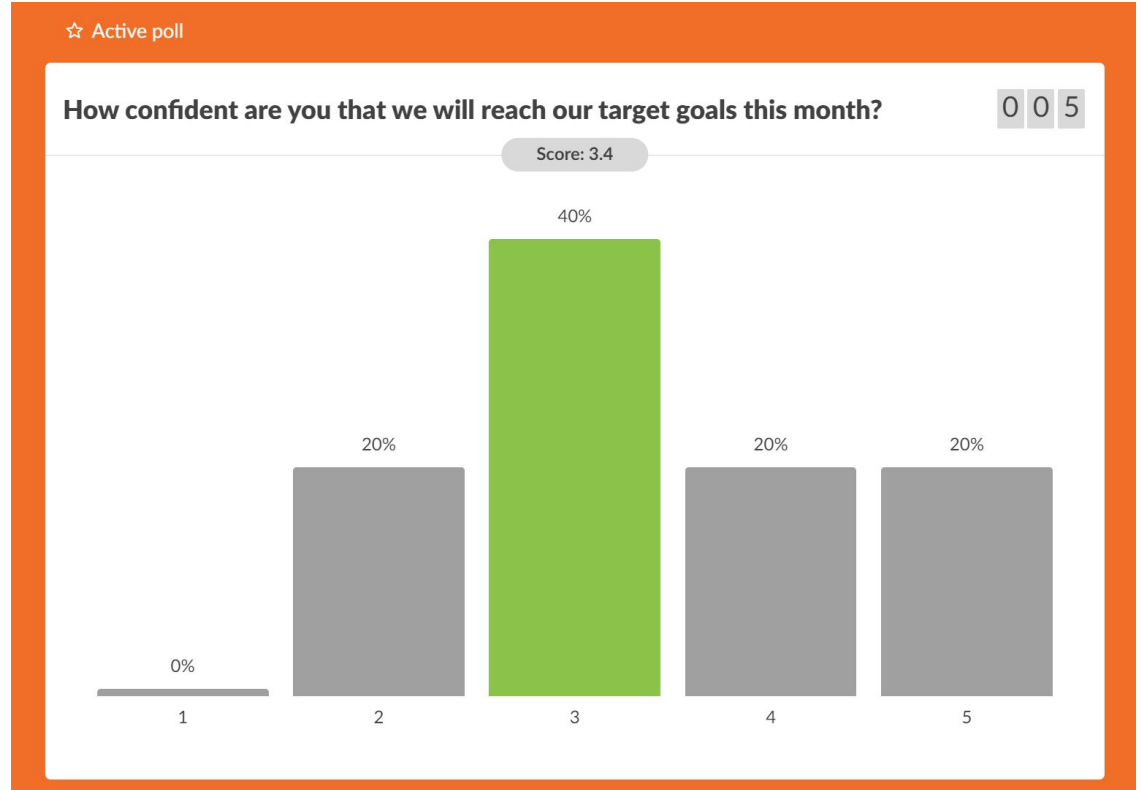
Solution

 Use an **icebreaker** to ease into the session



Solution

 Run a
quick
pulse check



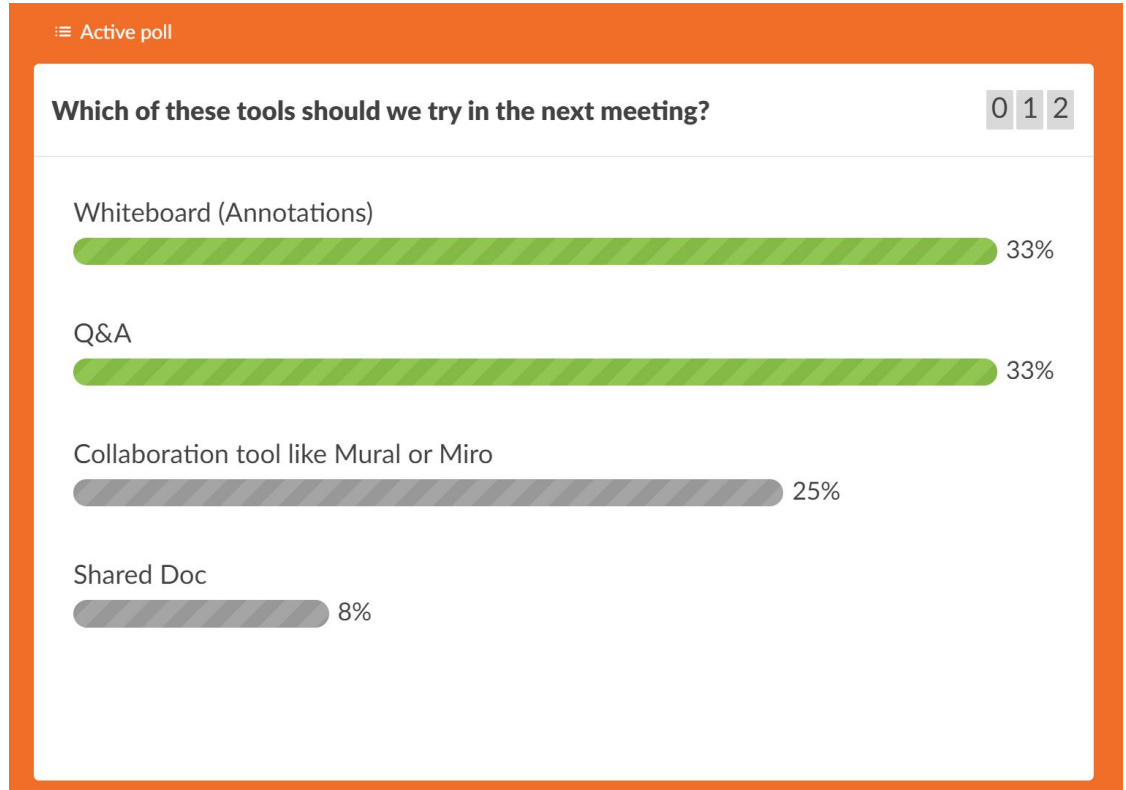
Challenge 2

“

**You need to make a quick
decision with the team.**

Solution

 **Make**
decisions faster



Challenge 3

“

**You're introducing new
information and need to
check for understanding.**

Solution

 Make the
content stick



Join at
slido.com
#allhands

🔒 Live quiz (1/6)

How many participants joined a Slido event in 2020?

090

39M

1%

48M

23%

57M

49%

65M

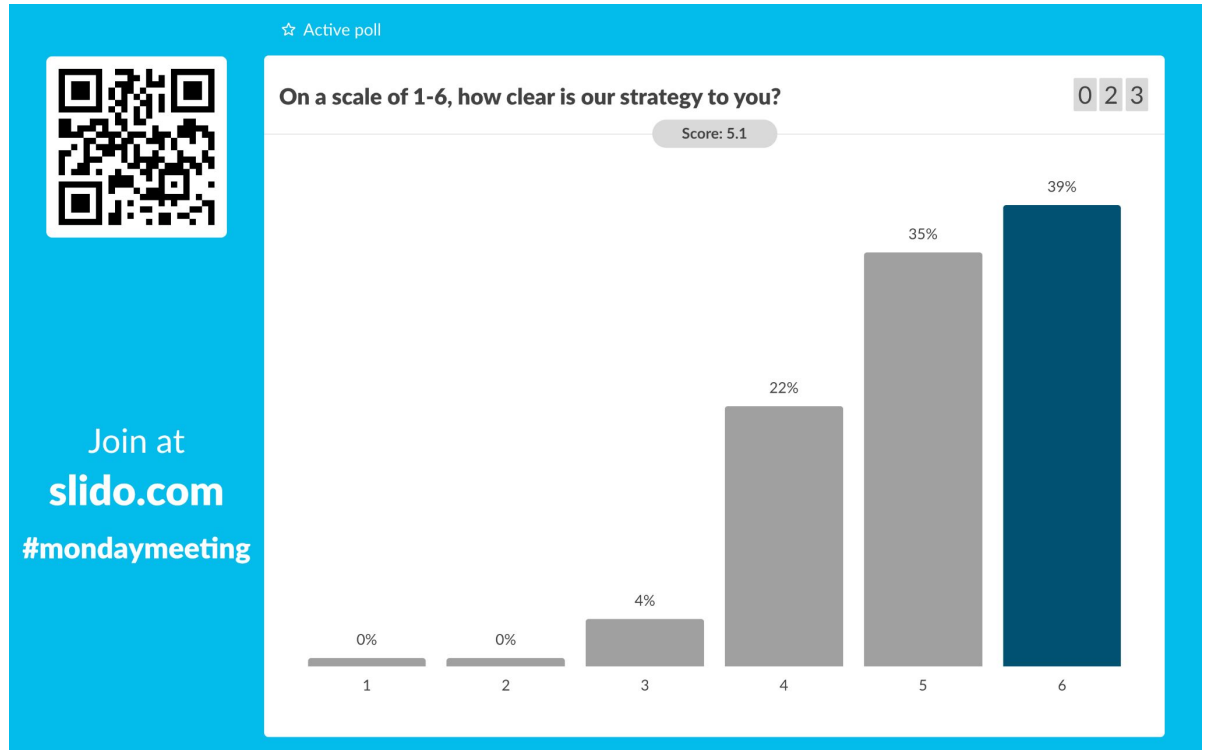
27%

Solution

Check for understanding

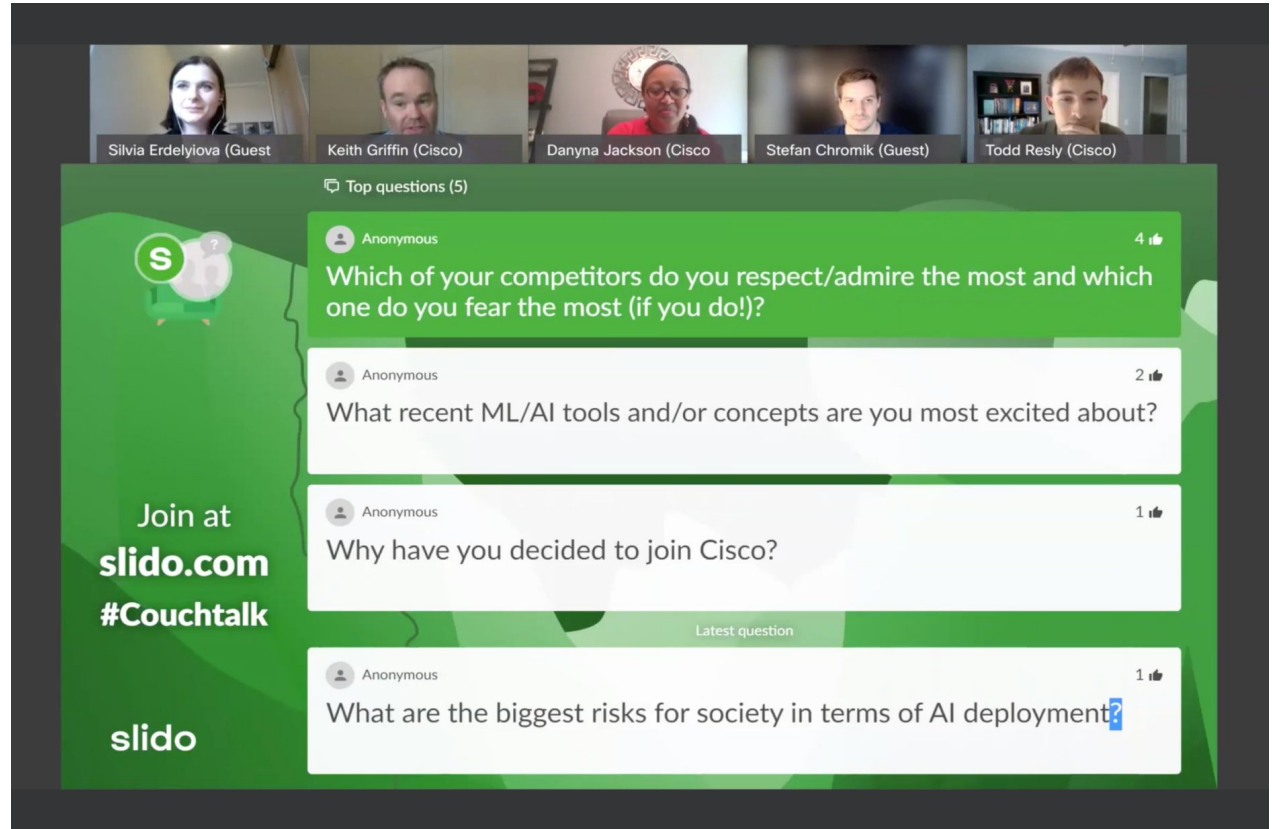


Join at
slido.com
#mondaymeeting



Solution

 Make time
for the **Q&A**



The screenshot shows a Slido Q&A session interface. At the top, there are five video thumbnails of participants: Silvia Erdelyiova (Guest), Keith Griffin (Cisco), Danyna Jackson (Cisco), Stefan Chromik (Guest), and Todd Resly (Cisco). Below the thumbnails, the text "Top questions (5)" is displayed. The main area contains a list of questions from anonymous users, each with a thumbs-up icon indicating the number of likes. The questions are:

- Anonymous (4 likes): Which of your competitors do you respect/admire the most and which one do you fear the most (if you do!)?
- Anonymous (2 likes): What recent ML/AI tools and/or concepts are you most excited about?
- Anonymous (1 like): Why have you decided to join Cisco?
- Anonymous (1 like): What are the biggest risks for society in terms of AI deployment?

At the bottom of the question list, it says "Latest question". On the left side of the interface, there is a green sidebar with the text "Join at **slido.com** #Couchtalk" and the "slido" logo at the bottom.

Inspiration for specific use cases


Discover how other companies and conference organizers use Slido to make their meetings and events more interactive.



All-hands Meetings

Crowdsource and address your team's most burning questions.

[Read use case](#)



Remote Meetings

Make everyone part of the conversation regardless of their location.


[Read use case](#)



Team Brainstorming

Collect and curate the best ideas with your team.

[Read use case](#)



Team Retrospective

Create a safe space to discuss what went well and what didn't.

[Read use case](#)



Speaker's Q&A

Let your audience submit and upvote the best questions during and after the presentation.

[Read use case](#)



Panel Discussions

Crowdsource the best questions and kickstart discussion amongst the panelists.

[Read use case](#)

- [Use Cases overview](#)
- [Slido Blog](#)
- [Webinar recordings on YouTube](#)

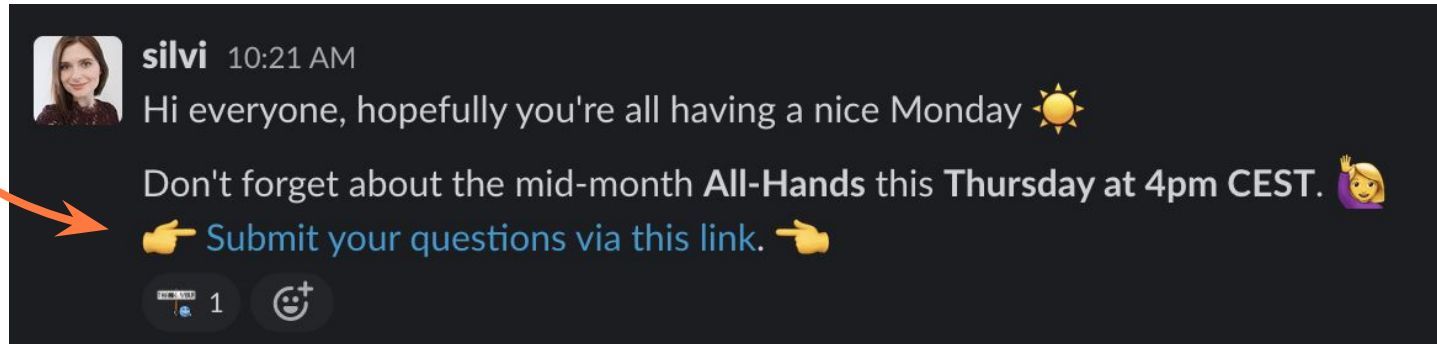
Interaction tips



1. Be intentional about interaction



2. Involve your audience **even before the meeting**



3. Re-engage every 5 - 7 minutes



Additional resources

[Integration Guide for Admins](#)

Discover how to enable Slido for your organization.

[Slido FAQ](#)

Browse Slido's knowledge base and find answers to your questions.

[Slido & Webex resources](#)

Learn more about the Slido & Webex Meetings integration.

[Slido Documents](#)

Get ready for your meeting or event with practical guides.

[Slido Academy Videos](#)

Become a Slido pro in 11 minutes by watching short tutorial videos.

[Customer Stories](#)

Get inspired by how other customers use Slido.

Enjoy using Slido in Webex Meetings