

Admin Tools

Admin Console

Admin Tools – Require Admin Privilege

- **Admin Console**
 - Allows the administrator to configure CSM Server.
- **Import Hosts**
 - Imports hosts via comma delimited texts.
- **Create User**
 - Creates new users on the system.
- **List All Users**
 - Displays all the users defined in the system. To make changes, click the user name of interest.
- **System Logs**
 - Displays all the system logs captured by CSM Server. These logs help determine anomalies that have occurred on CSM Server.

Admin Console - General

Process Settings

CSM Server must be restarted in order for the changes below to take place.

Number of Software Inventory Processes	<input type="text" value="5"/>
Number of Install Processes	<input type="text" value="10"/>
Number of SMU Download Processes	<input type="text" value="5"/>

Software Inventory Settings

CSM Server must be restarted in order for the changes below to take place.

Enable Software Inventory	<input checked="" type="radio"/> Yes <input type="radio"/> No
Hour to Perform Software Inventory	<input type="text" value="12:00 AM"/>

- **Process Settings**

- The number of processes to use to retrieve software inventory information.
- The number of processes to use to perform scheduled installation.
- The number of processes to use to download SMUs or Service Packs.

- **Software Inventory Settings**

- Enabled by default.
- Specify the hour of the day to perform the software inventory function (i.e. retrieving software package information from managed hosts).
- After the software inventory function is performed, CSM Server will perform other housekeeping tasks (see Housekeeping Settings).

Admin Console - General

Scheduled Install Settings

Allow Users to Schedule Install

Yes

No

Allow Scheduled Installs to Run

Yes

No

Housekeeping Settings

Software Inventory History Per Host

10

Install History Per Host

100

SMU/SP Download History Per User

10

Total System Logs

2000

- **Scheduled Install Settings**

- By default, CSM Server enables users to schedule installations on managed hosts.
- By Default, CSM Server enables scheduled installations to run.

- **Housekeeping Settings**

- Specify the number of software inventory history records to keep per host.
- Specify the number of install history records to keep per host.
- Specify the number of SMU/SP download history records to keep per user.
- Specify the number of system log records to keep on the system.
- CSM Server will purge the history records based on the numbers specified on a daily basis (see Software Inventory Settings).

Admin Console – LDAP Authentication

LDAP Authentication

If enabled, the designated LDAP Server will be used for CSM Server user login authentication. An example of an LDAP Server URL is `ldaps://ds.cisco.com:636`.

Enable LDAP

Yes

No

LDAP Server URL

`ldaps://ds.cisco.com:636`

- The LDAP user interface is only available if python-ldap is installed. Refer to the install guide on how to install python-ldap and required libraries.
- By default, LDAP authentication is disabled. The LDAP Server URL can either be a non-secure or secure URL (i.e., `ldap://` or `ldaps://`).
- When a user is first authenticated with a LDAP server, if the user does not already exist in the CSM Server database, a new user will be created and assigned with a Network Admin privilege.


Admin Console – Host Authentication

Host Authentication

If enabled, the default host username and password will be used for device authentication.

Use Default Host Authentication ☒ Yes ☐ No

Default Host Username

Default Host Password 

Apply the Default Host Authentication to:

- ☒ All Hosts
- ☐ Hosts with no Specified Username and Password

If enabled, CSM Server User Credential will be used for device authentication during software installation. This will not affect the daily software inventory retrieval as it will still use the host's username and password (or if the Default Host Authentication is enabled, the default host username and password will be used).

Use CSM Server User Credential ☐ Yes ☒ No

- **Default Host Authentication**
 - If enabled, the default host username and password defined will be used for either all hosts or hosts with no specified username and password.
- **Use CSM Server User Credential**
 - If enabled, CSM Server User Credential will be used for device authentication during software installation. This will not affect the daily software inventory retrieval as it will still use the host's username and password (or if the Default Host Authentication is enabled, the default host username and password will be used).

Admin Dashboard - CCO

CCO Connection

If CCO connection is disabled

- The ability to view DDTS information will be disabled.
- The ability to download software will be disabled.
- A request to retrieve software information will cause CSM Server to retrieve previously saved software information from the database instead of from CCO. To refresh the database with up-to-date information, click the Retrieve Software information button.

Enable CCO Connection

Yes

No

Retrieve Software Information

- When Enable CCO Connection is enabled, CSM Server will contact CCO for all software information inquiry.
- Click Retrieve Software Information to retrieve all software information from CCO for all supported platforms and releases. Information will be stored in the database.

Admin Console - Notifications

Email Notification Settings

Enable Email Notification

Yes

No

Outgoing SMTP Server

localhost

SMTP Server Port

25

Sender Email Address

johnsmith@mycompany.com

Logon Information

Server uses Authentication

Yes

No

Username

Password

Use Password on File

Secure Connection

SSL

- Enable email notification is disabled by default. Click Yes to enable it.
- Define the SMTP server information. Some SMTP servers may require user authentication. If that is the case, click Yes and define the user authentication information.
- CSM Server uses the SMTP settings to email users about scheduled install status.

Import Hosts

Import Hosts

- **General**

- Select the platform type of the hosts to be imported.
- If the import data does not contain a region, the selected region will be used as the default.

Import Hosts

GENERALIMPORT DATA

If the import data does not contain a region, the region selected below will be used.

Platform

ASR9K

Region

Cisco Telecom West Coast

Next

Import Hosts

- **Import Data**

- Click the Import Instructions button for detailed requirements of the import data.
- Paste the import data onto the text window. Then, click Finish to import the data.

Import Hosts

GENERAL

IMPORT DATA

Import Instructions ▼

```
hostname,region,roles,ip,username,password,connection,port <- header (some fields are optional)
myhost1,blg 20,,172.27.22.34,johnsmith,password,telnet, <- leave blank for an empty field
myhost2,blg 20,PE,172.27.22.35,davidsmith,password,ssh,"2033,2034"
```

Previous

Finish

Create Users


Create Users

Create User


Username

johnsmith

Password

.....

Privilege

Network Admin

Active

Yes

No

Information

Full Name

John Smith

Email Address

johnsmith@mycompany.com

Save

Cancel

- Specify the username and password.
- Specify the user privilege.
 - Admin
 - Network Admin
 - Operator
 - Viewer
- Specify if the user is active or not. Active user is able to log into CSM Server.

Security Privileges

Four levels of security privileges:

- **Admin**
 - Users with this privilege have no limitation
- **Network Admin**
 - Users with this privilege can create hosts, jump servers, regions, and server repositories
 - Users with this privilege can schedule/modify/delete installations
 - They cannot access the Admin related functions
- **Operator**
 - Users with this privilege can only schedule/modify/delete installations
 - They cannot create hosts, jump servers, regions, and server repositories
- **Viewer**
 - Users with this privilege can only view information

List All Users

List All Users


- To edit a user, click the username of interest. A Edit User dialog will be displayed.
- The Edit User dialog can be used to change the user privilege level, disable the user login privilege, and edit other information.
- To delete a user, click the Delete link.

Users							
10 records per page		Search: <input type="text"/>					
Username	Privilege	Full Name	Email Address	Active	Created Date	Modified Date	Action
lab	Viewer	lab	lab	True	08/31/2016 02:12 PM	10/05/2016 02:18 PM	Delete
root	Admin	admin	root@gmail.com	True	10/21/2015 03:53 AM	10/25/2016 11:20 AM	Delete
viewer	Viewer	viewer	viewer	True	10/21/2016 09:16 AM	10/21/2016 09:16 AM	Delete
Showing 1 to 3 of 3 entries							← Previous 1 Next →

System Logs










System Logs

- These logs are created when exceptions are encountered by CSM Server. They can be used for system debugging. These exceptions may or may not affect system stability and performance.
- Click the icon next to the title to download the system logs.

System Logs 

10 records per page

Search:

No. 	Severity 	Message	Created Time	Trace 
241	ERROR	Server error!	08/25/2015 08:41 PM	
242	ERROR	Server error!	08/25/2015 08:41 PM	
243	ERROR	bsd_service hit exception pid provided in the request is invalid. Please invoke the service with the valid pid.	08/25/2015 05:36 PM	
244	ERROR	DownloadManager hit exception - download job = 110	08/25/2015 05:36 PM	
245	ERROR	bsd_service hit exception pid provided in the request is invalid. Please invoke the service with the valid pid.	08/25/2015 05:35 PM	
246	ERROR	DownloadManager hit exception - download job = 109	08/25/2015 05:35 PM	
247	ERROR	bsd_service hit exception pid provided in the request is invalid. Please invoke the service with the valid pid.	08/25/2015 05:33 PM	
248	ERROR	DownloadManager hit exception - download job = 109	08/25/2015 05:33 PM	
249	ERROR	bsd_service hit exception pid provided in the request is invalid. Please invoke the service with the valid pid.	08/25/2015 05:30 PM	
250	ERROR	DownloadManager hit exception - download job = 109	08/25/2015 05:30 PM	

Showing 241 to 250 of 2,163 entries

← Previous

23

24

25

26

27

Next →